
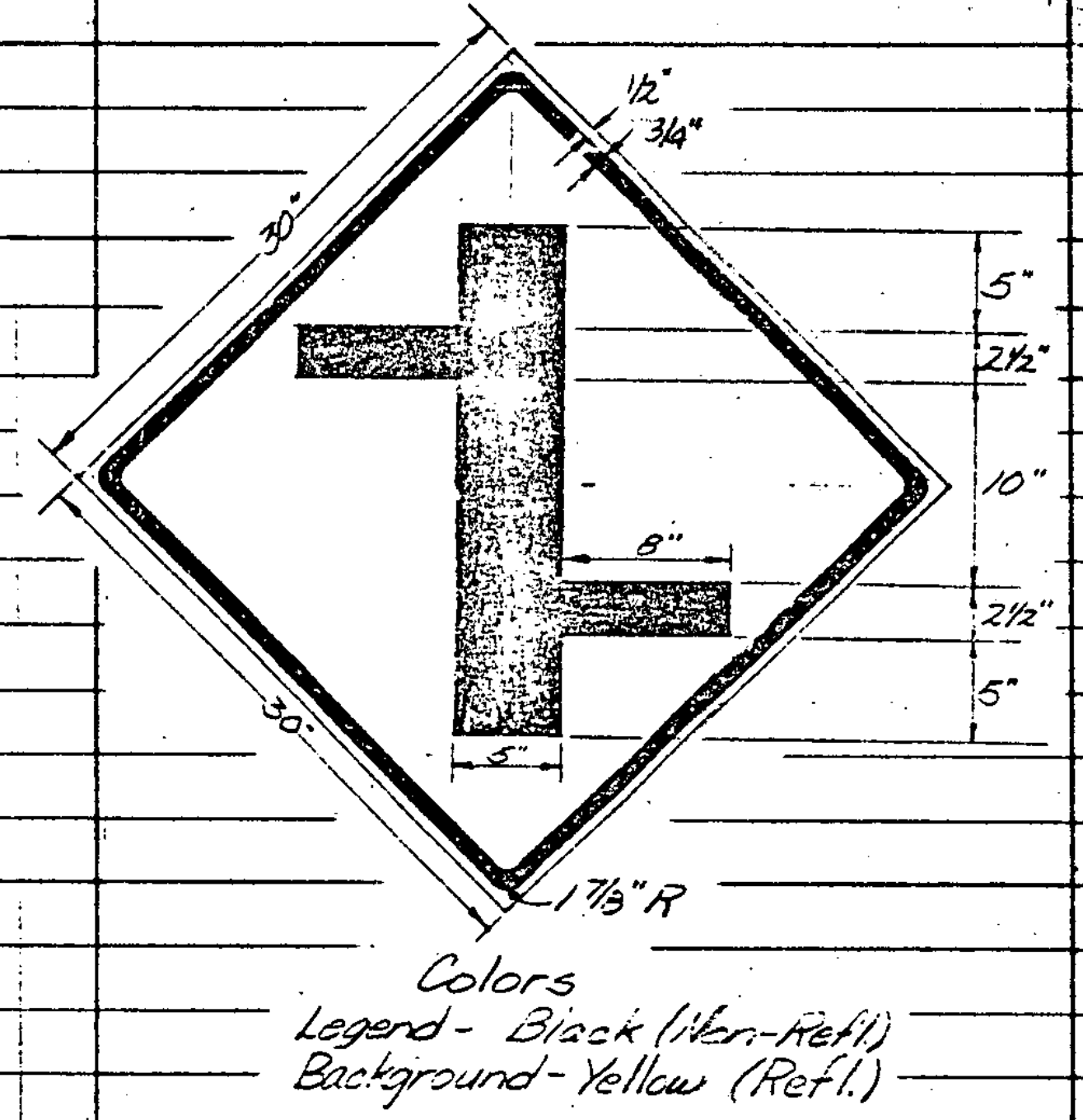
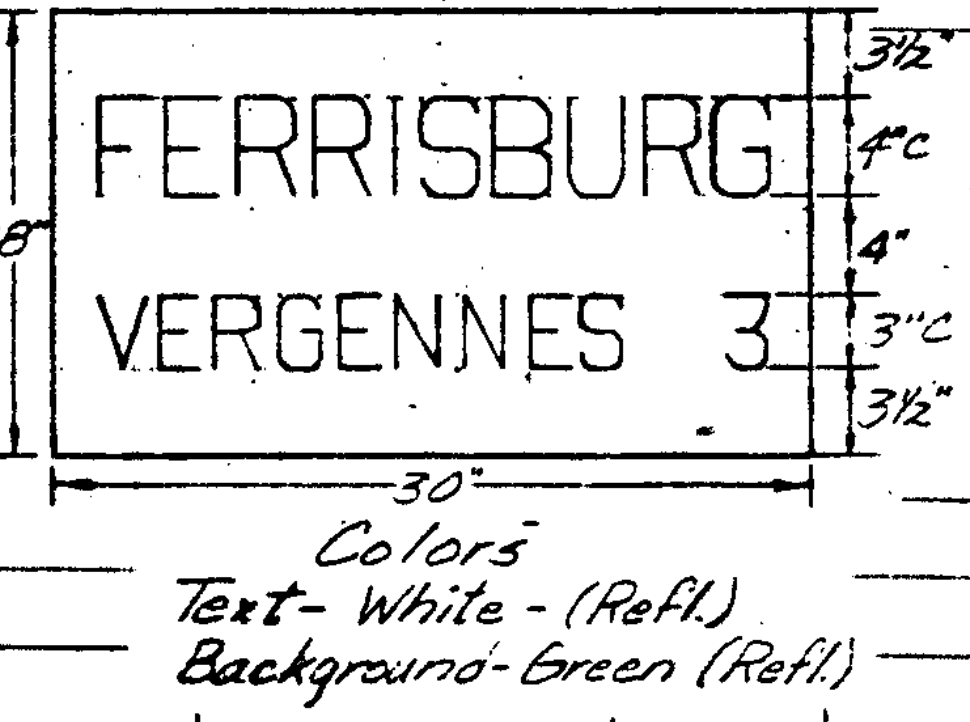


TRAFFIC SIGN SUMMARY SHEET-TYPE A SIGNS

MILEMARKER, STATION OR SIGN NUMBER	LEGEND	TYPE	SIGN DIMENSIONS	EXISTING SIGNS		NEW AND SALVAGED SIGNS (S.F.)				EXISTING POSTS			NEW POSTS						REMARKS	FOR SIGN DETAIL SEE SHEET OR STANDARD SHEET NUMBER		
				TO BE REMOVED (S.F.)	TO BE SALVAGED (S.F.)	NEW "A"	SALVAGED "A"	NEW "B"	SALV. "B"	RETAIN	DRILL	SALV.	NUMBER OF POSTS	TYPE "A" (FLANGED CHANNEL)			TYPE "C" (ALUMINUM)				TYPE "B" BR'KAWAY STEEL	
191+20 Rt.	SPEED LIMIT 40	A	24"x30"			5.0							1-16'	40#							E-158	
191+25 Lt.	SPEED LIMIT 40	A	24"x30"			5.0							1-16'	40#							E-158	
205+20 Lt.	SPEED LIMIT 40	A	24"x30"			5.0							1-16'	40#							E-158	
205+20 Rt.	SPEED LIMIT 50	A	24"x30"			5.0							1-16'	40#							E-158	
207+50 Lt.	FERRISBURG VERGENNES 3	A	30"x18"			3.8							1-14'	35#							See this sheet	
212+70 Lt.	REDUCED SPEED AHEAD	A	24"x30"			5.0							1-16'	40#							For materials see E-23	
218+60 Rt.	HISTORIC SITE MARKER AHEAD	A	30"x24"	5.0		5.0							1-14'	35#							Remove and reset on new post at correct height and offset.	
231+70 Rt.		A	30"x30"			6.3							1-16'	40#							see this sheet For materials see E-19	
191+20 Rt.	SPEED LIMIT 40		24"x30"	5.0#																		
191+25 Lt.	SPEED LIMIT 40		24"x30"	5.0																		
205+20 Lt.	SPEED LIMIT 40		24"x30"	5.0																		
205+20 Rt.	END 40 MILE SPEED		24"x30"	5.0																		
207+50 Lt.	FERRISBURG VERGENNES 3		30"x18"	3.8																		
209+70 Lt.	REDUCED SPEED AHEAD		24"x30"	5.0																		
TOTALS				338#		351#	5.0#						8	310#								



POST LENGTHS ARE APPROXIMATE. FINAL LENGTHS TO BE DETERMINED IN THE FIELD IF FINAL LENGTHS VARY BY MORE THAN 2 FEET, RECOMPUTE THE POST SIZE BASED ON INFORMATION FURNISHED ON THE STANDARD SHEETS.

PREPARED BY DEH DATE 4-54
 CHECKED BY _____ DATE _____
 FERRISBURG
 PROJ. F&C-F NO. 019-4(11)
 SHEET 8 OF 62