

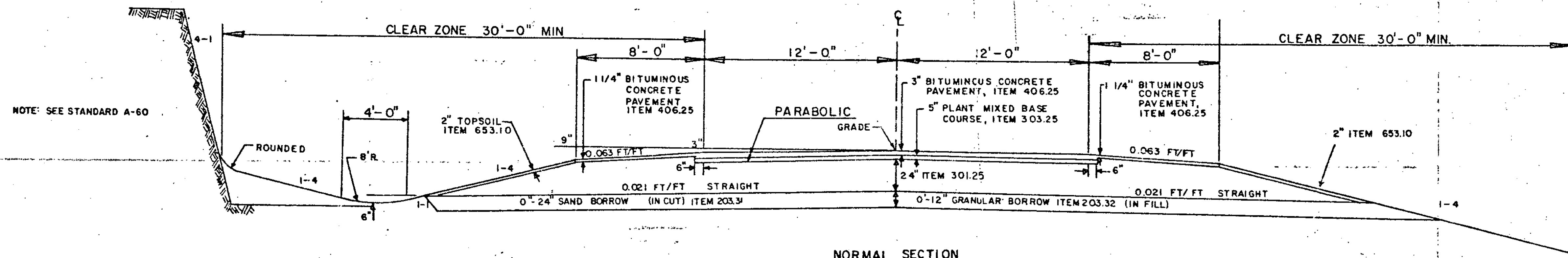
U.S. RTE. 7 TYPICAL SECTIONS

3" BITUMINOUS CONCRETE PAVEMENT, ITEM 406.25 ($\pm 1/4"$ FOR TOTAL THICKNESS) 1/4" TOP OVER 13/4" BINDER
 5" PLANT MIXED BASE COURSE, ITEM 303.25 ($\pm 1/2"$) TWO 2 1/2" LIFTS
 24" SUB-BASE OF CRUSHED GRAVEL (COARSE GRADED) ITEM 301.25 ($\pm 1/2"$)

SHOULDERS: 1 1/4" BITUMINOUS CONCRETE PAVEMENT, ITEM 406.25
 0"-12" GRANULAR BORROW ITEM 203.32 (IN FILL)
 0"-24" SAND BORROW, ITEM 203.31 (IN CUT)
 2" TOPSOIL, ITEM 653.10

TO BE PLACED AS NOTED ON THE PLANS
 OR AS DIRECTED BY THE ENGINEER.

PERMISSIBLE TOLERANCES IN PARENTHESES
 APPLY TO THICKNESS ONLY.



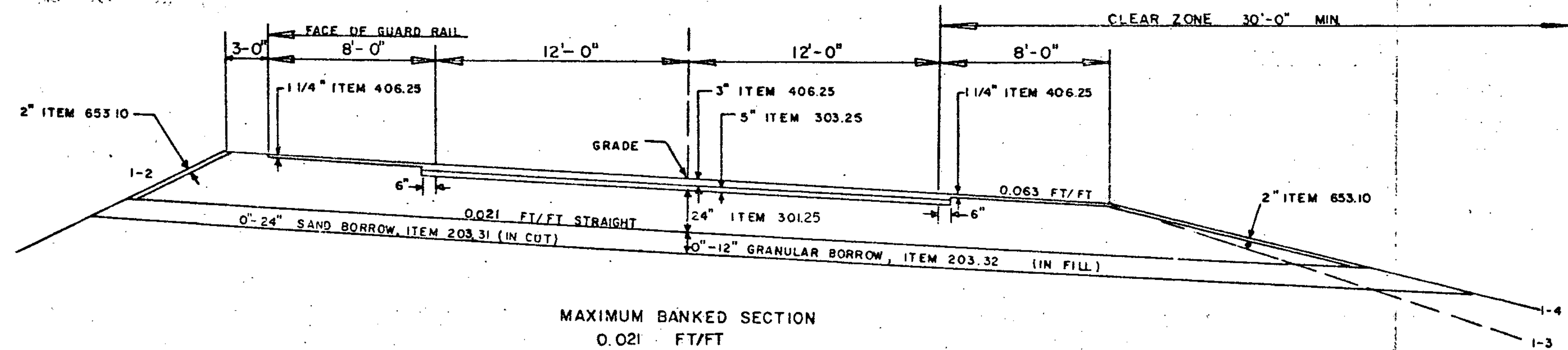
SEEDING FORMULA, ITEM 651.10 RURAL AREAS

% WT	LBS./A	NAME	PUR. %	GERM %
3.33	2	CROWN VETCH	97	75
50.00	30	CREeping RED FESCUE	98	85
8.33	5	TIMOTHY	99	85
5.00	3	HIGHLAND BENT GRASS	92	85
16.67	10	PERENNIAL RYE GRASS (VAR. PENNFIRE)	95	85
8.34	5	ALFALFA (VAR. SARANAC)	99	85
8.33	5	BIRDFOOT TREFLOIL	98	85
100.00	60			

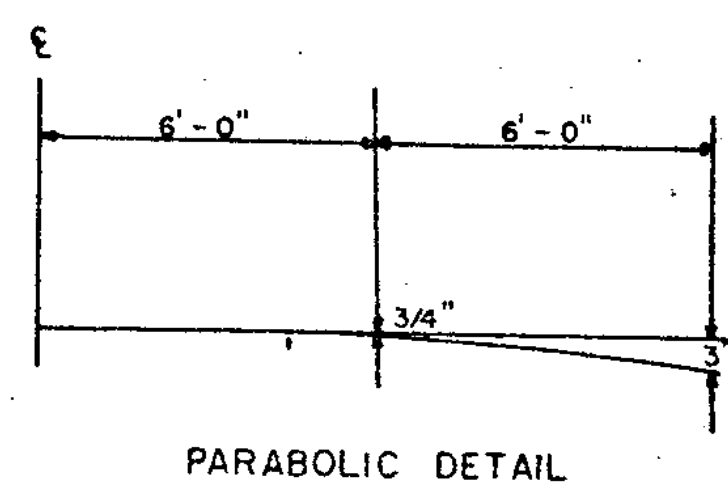
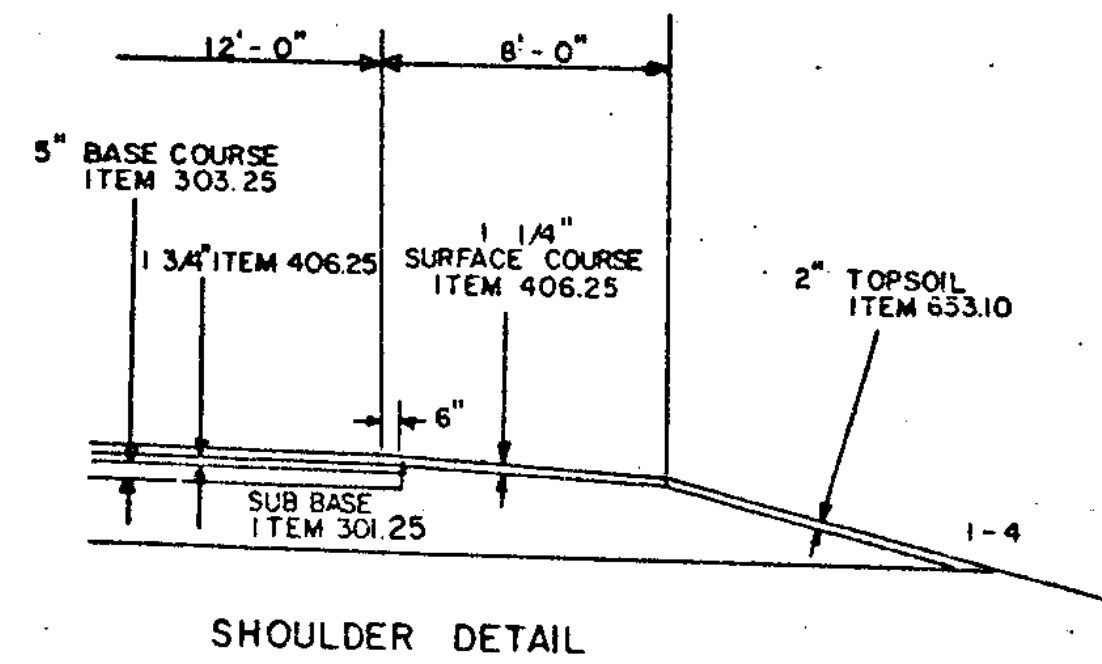
THE SEED MIXTURE SHALL NOT HAVE A WEED CONTENT EXCEEDING 0.40% BY WEIGHT AND SHALL BE FREE FROM ALL NOXIOUS WEED SEED
 HAY MULCH, ITEM 651.25 TO BE PLACED ON ALL EARTH SLOPES AT THE RATE OF TWO TONS PER ACRE.

FERTILIZER, ITEM 651.15, SHALL BE MIXED AS FOLLOWS:
 NITROGEN 10%
 PHOSPHORUS 20%
 POTASH 10%

FERTILIZER SHALL BE DELIVERED IN BAGS OF NOT TO EXCEED 100 LBS EACH AND IS TO BE APPLIED AT THE RATE OF 500 LBS. PER ACRE.
 AGRICULTURAL LIMESTONE, ITEM 651.20, TO BE APPLIED TO ALL EARTH SLOPES AT THE RATE OF TWO TONS PER ACRE OR AS DIRECTED BY THE ENGINEER.
 WOOD MARKER POSTS, ITEM 619.15, TO BE PLACED AS DIRECTED BY THE ENGINEER.
 FOR ROUNDING OF SLOPES, SEE STANDARD SHEET B-5



NOTE: ALL DRIVES SHALL BE CONSTRUCTED
 OF GRAVEL SHOULDERS ITEM 402.10



SURVEYED BY _____ DATE _____
 DRAWN BY _____ DATE _____
 TRACED BY _____ DATE _____
 FERRISBURG
 PROJ. F EGG F NO. 019-4 (II)
 SHEET 2 OF 62