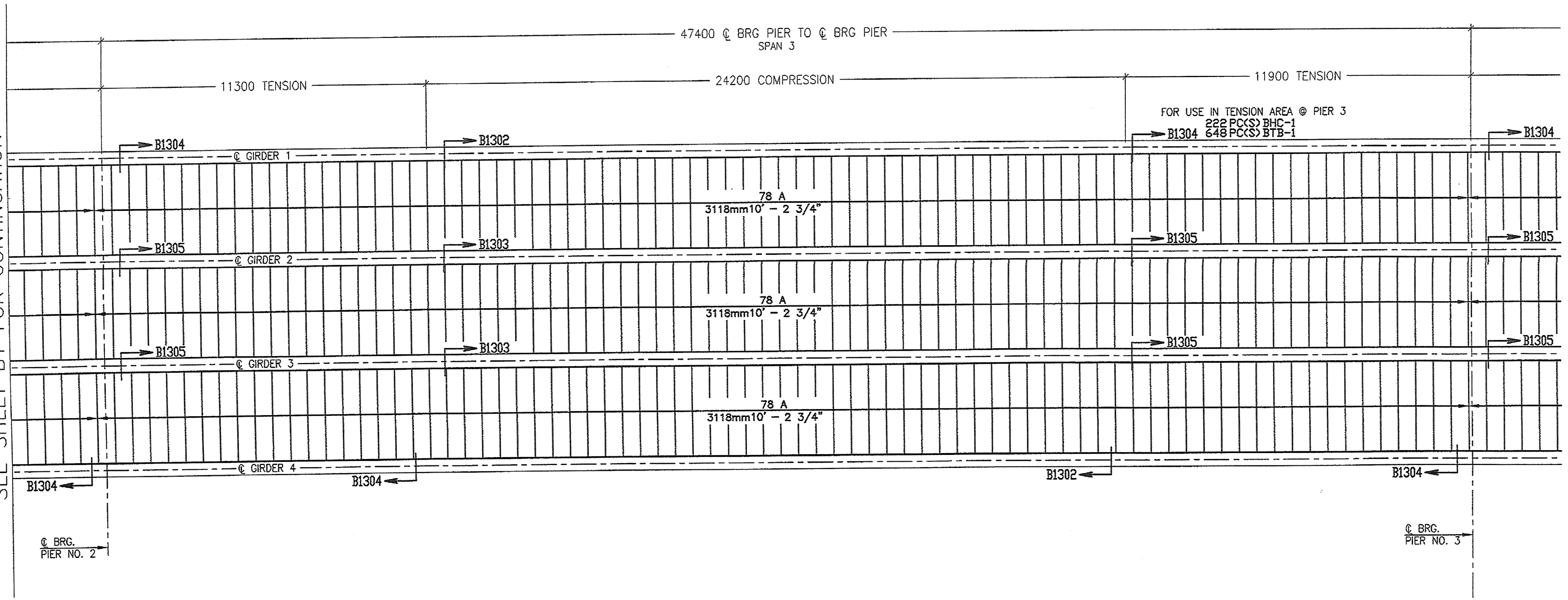
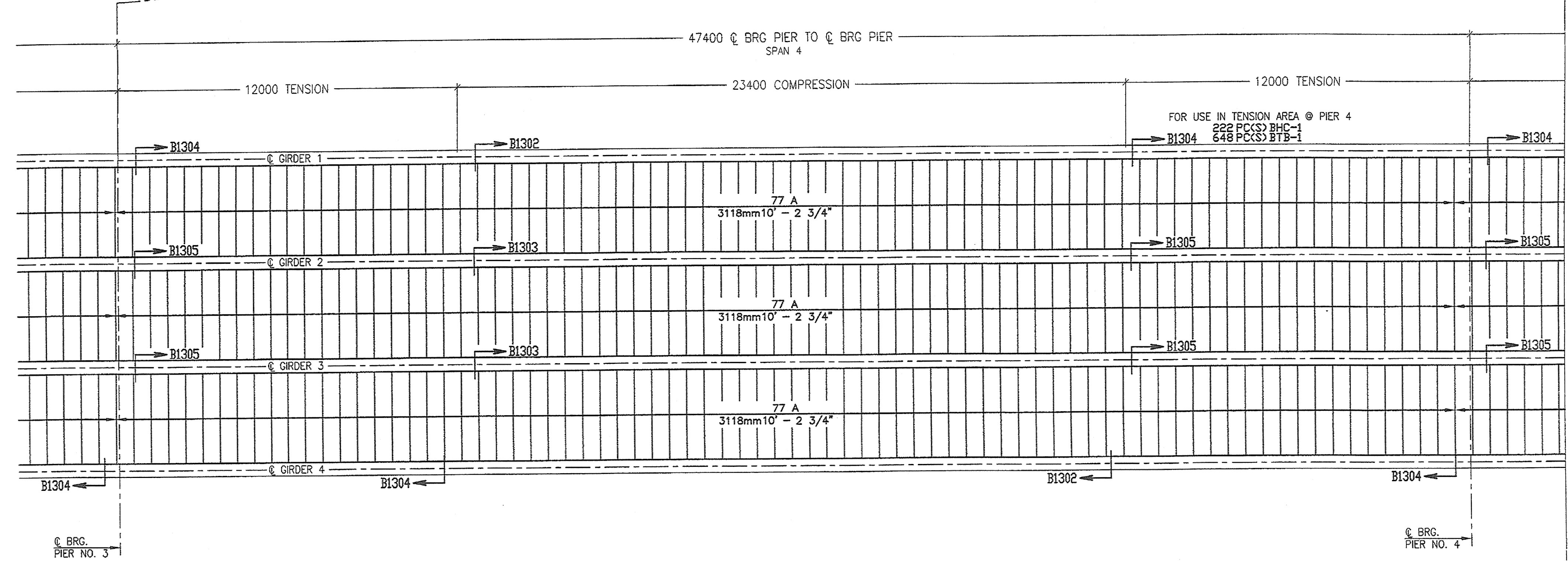


SEE SHEET B1 FOR CONTINUATION



MATCHLINE



SEE SHEET B3 FOR CONTINUATION

**UNIT 1
BRIDGEFORM DECK PLAN
SPANS 3 & 4**

114mm (4 1/2") X 305mm (12") PITCH 19 GA GALV G165 (MARK A)
SCALE: 1:100

CONSTRUCTION

SHOP DRAWING REVIEW

REVIEWED AS REQUIRED BY THE CONSTRUCTION CONTRACT DOCUMENTS AND APPROVED, BUT ONLY FOR CONFORMANCE TO THE DESIGN CONCEPT OF THE WORK, AND SUBJECT TO FURTHER LIMITATIONS AND REQUIREMENTS CONTAINED IN THE CONSTRUCTION CONTRACT DOCUMENTS.

REJECTED REVISE AND RESUBMIT FINISH AS CORRECTED

CORRECTIONS OR COMMENTS MADE ON THE SHOP DRAWINGS DURING THIS REVIEW DO NOT RELIEVE CONTRACTOR FROM COMPLIANCE WITH REQUIREMENTS OF THE DRAWINGS AND SPECIFICATIONS. THIS CHECK IS ONLY FOR REVIEW OF GENERAL CONFORMANCE WITH THE DESIGN CONCEPT OF THE PROJECT AND GENERAL COMPLIANCE WITH THE INFORMATION GIVEN IN THE CONTRACT DOCUMENTS. THE CONTRACTOR IS RESPONSIBLE FOR COORDINATING AND CORRELATING ALL QUANTITIES AND DIMENSIONS, SELECTING FABRICATION PROCESSES AND TECHNIQUES OF CONSTRUCTION, COORDINATING HIS WORK WITH THAT OF ALL OTHER TRADES, AND PERFORMING HIS WORK IN A SAFE AND SATISFACTORY MANNER.

VHB Vanhesse Hanger Brustin, Inc.
Engineers, Planners, and Scientists
Six Bedford Farms, Kilton Rd.
Bedford, NH 03110 603 644 0893

Job Number: 52911
Reviewed By: *[Signature]*
Date: 5-27-05

EACH SHEET MUST BE FASTENED TO SUPPORTS IMMEDIATELY UPON PLACEMENT TO AVOID HAZARD THAT COULD RESULT FROM HORIZONTAL MOVEMENT OR SUDDEN UPLIFT

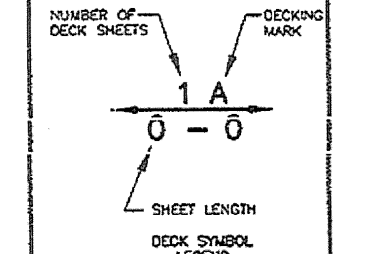
CUSTOMER: CIAMBRO MISSISSIPPI BAY BRIDGE
PROJECT: VT 78 (PRINCIPAL ARTERIAL) OVER MISSISSIPPI BAY BRIDGE NO. 2
LOCATION: COUNTIES OF GRAND ISLE AND FRANKLIN
OWNER: STATE OF VERMONT AGENCY OF TRANSPORTATION
DATE CHECKED: 3/27/05
DATE: 3/29/05
DRAWN: LUCAS
GLH: BR-05-1 (1)

PRINTS ISSUED

No.	DATE	FOR
0/6	3/29	APPROVAL
E-0/6	4/21	APPROVAL
E	4/22	APPROVAL
E	5/13	APPROVAL

SYMBOLS

	SECTION LINE
	AREA LINE
	SECTION MARK
	AREA MARK
	END OF DECK
	END OF SLAB



PROJECT # **BR-05-27**