METRIC

1. ALL DIMENSIONS ARE IN MILLIMETERS UNLESS OTHERWISE NOTED.
2. ALL WEIGHTS ARE IN KILOGRAMS.

| FED. ROAD DIV. NO. | STATE | FED. AID PROJ. NO. |
|---|---|---|
| | VT | |

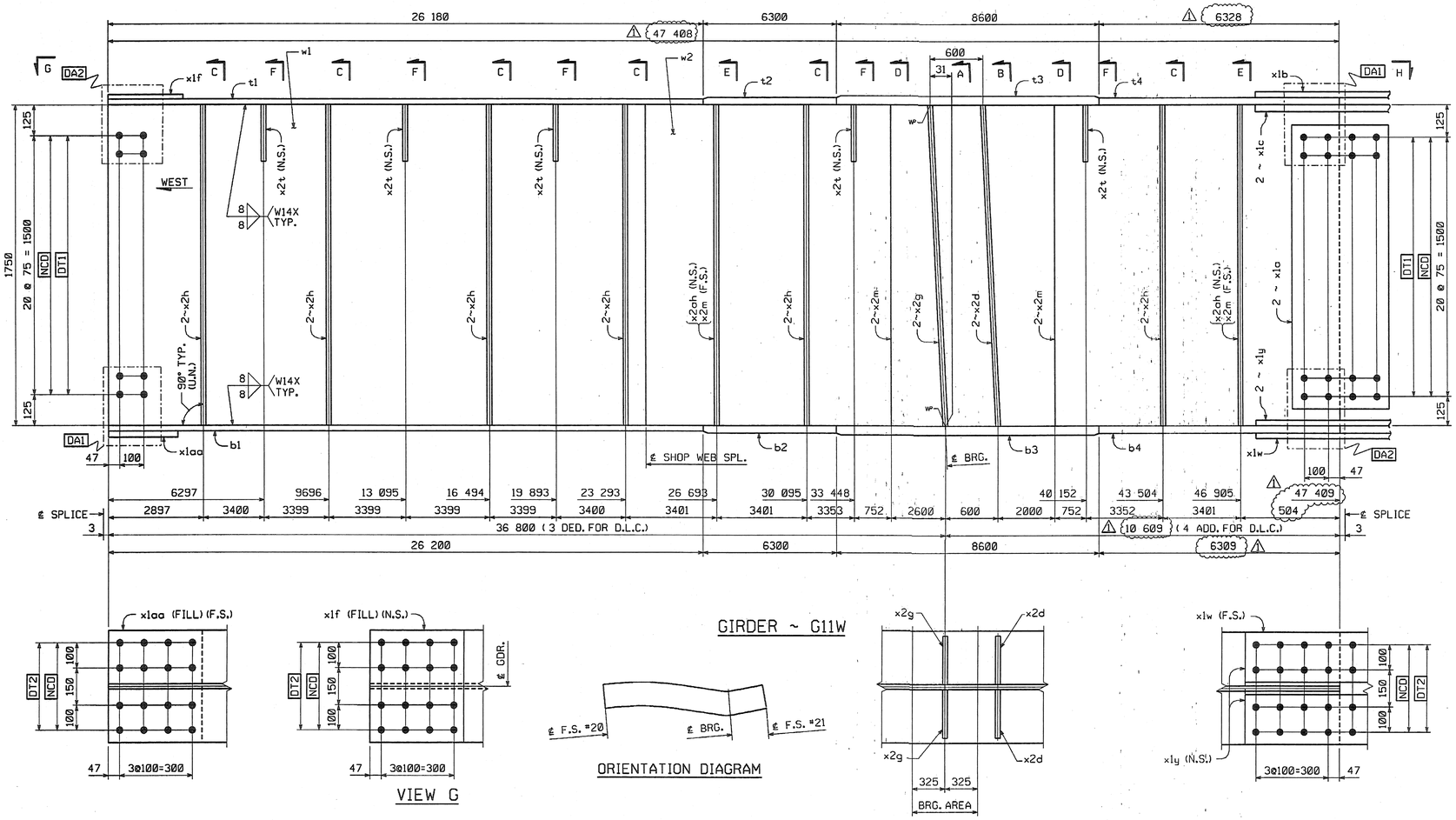


GIRDER ~ G11W







VIEW G




ORIENTATION DIAGRAM







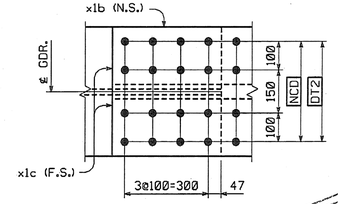


VIEW H

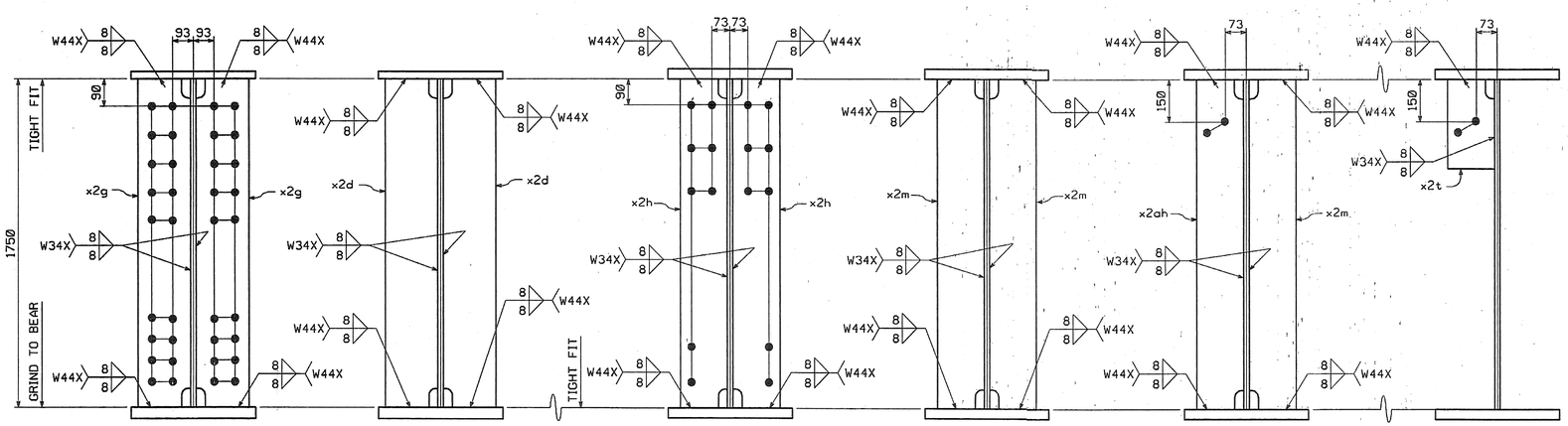


SECTION A
SECTION B
SECTION C
SECTION D
SECTION E
SECTION F

## BILL OF MATERIAL

| NO. | MARK | DESCRIPTION | LENGTH | REMARKS | GRP. | ITEM | SHIP. WT. KG. EA. | |
|---|---|---|---|---|---|---|---|---|
| ONE | G11W | GIRDER | | | | | 22 650 | |
| 1 | w1 | PL 16 x 1750 | 23 812 | (T) | 3 | 4 | ~~5233.28~~ | |
| 1 | w2 | PL 16 x 1750 | ~~23 608~~ | (T) 47408 | 3 | 2 | ~~5188.44~~ | 10420.39 |
| 1 | t1 | PL 22 x 450 | 26 180 | (T) | 4 | 21 | ~~2034.35~~ | 2039.58 |
| 1 | t2 | PL 32 x 450 | 6 300 | (T) | 4 | 15 | ~~712.07~~ | 712.15 |
| 1 | t3 | PL 65 x 450 | 8 600 | (T) | 4 | 3 | ~~1974.44~~ | 1974.67 |
| 1 | t4 | PL 32 x 450 | ~~6 329~~ | (T) 6328 | 4 | 13 | ~~715.35~~ | 715.32 |
| 1 | b1 | PL 22 x 450 | 26 200 | (T) | 4 | 20 | ~~2035.90~~ | 2036.13 |
| 1 | b2 | PL 32 x 450 | 6 300 | (T) | 4 | 15 | ~~712.07~~ | 712.15 |
| 1 | b3 | PL 65 x 450 | 8 600 | (T) | 4 | 3 | ~~1974.44~~ | 1974.67 |
| 1 | b4 | PL 32 x 450 | 6 310 | (T) 6309 | 4 | 14 | ~~713.20~~ | 713.17 |
| 2 | x1a | PL 12 x 1600 | 400 | (T) | 6 | 1 | ~~80.28~~ | 120.58 |
| 1 | x1b | PL 14 x 450 | 790 | (T) | 6 | 6 | ~~39.06~~ | 39.07 |
| 2 | x1c | PL 16 x 200 | 790 | (T) | 6 | 5 | ~~19.84~~ | 39.69 |
| 1 | x1f | PL 10 x 450 | 392 | FILL | 6 | 7 | 13.85 | |
| 1 | x1w | PL 14 x 450 | 790 | (T) | 6 | 6 | ~~39.06~~ | 39.07 |
| 2 | x1y | PL 16 x 200 | 790 | (T) | 6 | 5 | ~~19.84~~ | 39.69 |
| 1 | x1aa | PL 10 x 450 | 392 | FILL | 6 | 7 | 13.85 | |
| 2 | x2d | PL 38 x 200 | 1 750 | | 7 | 1 | ~~104.39~~ | 208.81 |
| 2 | x2g | PL 38 x 200 | 1 750 | | 7 | 1 | ~~104.39~~ | 208.81 |
| 12 | x2h | PL 12 x 180 | 1 750 | | 7 | 4 | 29.67 | 356.08 |
| 6 | x2m | PL 12 x 180 | 1 750 | | 7 | 4 | 29.67 | 178.04 |
| 5 | x2t | PL 14 x 180 | 310 | | 7 | 3 | 6.13 | 30.66 |
| 2 | x2ah | PL 12 x 180 | 1 750 | | 7 | 4 | ~~29.67~~ | 59.35 |
| TOTAL WEIGHT THIS SHEET: | | | | ~~22 640.91~~ | kgs | | | |

22640.78 kg JMR 8-16-06 08-22-06

**SHOP NOTE**

HOLES: 15/16"ø
BOLTS: NONE
PAINT: NONE
FOR GENERAL SHOP NOTES, SEE DWG. GN1.
FOR WEB CAMBER DIAGRAM, SEE DWG. WC5.

SHOP DRAWING REVIEW
REVIEWED AS REQUIRED BY THE CONSTRUCTION CONTRACT TO DETAILS AND APPROVAL BUT ONLY FOR CONFORMANCE TO THE DESIGN CONCEPT OF THE WORK, AND SUBJECT TO FURTHER OBSERVATIONS AND REQUIREMENTS CONTAINED IN THE CONSTRUCTION CONTRACT DOCUMENTS.
☐ REJECTED ☐ REVISE AND RESUBMIT ☐ REVISE AS CORRECTED ☐ REVIEW DO NOT
CORRECTIONS OR COMMENTS MADE ON THE SHOP DRAWING DURING REVIEW DO NOT RELIEVE CONTRACTOR FROM FULFILLING ALL REQUIREMENTS OF THE CONTRACT DOCUMENTS WHEN THE SHOP DRAWING IS ACCEPTED AS FINAL. THE CORRECTION OF SHOP DRAWINGS IS NECESSARY TO ENABLE THE CONSTRUCTION TO PROCEED WITH THE WORK SO CONTROLLED, BUT DOES NOT RELIEVE THE CONTRACTOR OF RESPONSIBILITY FOR ERRORS, OMISSIONS AND DEVIATIONS FROM THE CONTRACT REQUIREMENTS, NOR OF RESPONSIBILITY FOR CONFORMING TO ALL OTHER TRADES.
VHB Vanasse Hangen Brustlin, Inc. Engineers • Planners • Scientists 88 Bedford Street, Suite 204 Bellows Falls, VT 05101 802-463-3000
Job Number: 5031
Reviewed By: DMM
Date: 11/10/04

| NO. | REVISION | BY | DATE |
|---|---|---|---|
| 1 | INCREASE LENGTHS TO SATISFY REQUIREMENTS FOR LENGTH @ MEAN TEMPERATURE OF 45°F. | DP | 9/20/04 |

HIGH STEEL STRUCTURES, INC.
1770 Hempstead Road
Lancaster, PA 17605-0008
Phone 717/299-5211
A Division of High Industries, Inc.

GIRDER G11W
VT 78 OVER MISSISQUOI BAY, BRIDGE NO. 2
VT 78 STA.10+970.425 TO STA.12+059.775
TOWNS OF ALBURG AND SWANTON
COUNTIES OF GRAND ISLE AND FRANKLIN
STATE OF VERMONT, AGENCY OF TRANSPORTATION

STATE CONTRACT OR REF. NO. BRF-036-1(1)
CONTRACTOR CIANBRO CORPORATION
IN CHARGE: GLIDDEN (IH) MADE BY: ERS CHK'D. BY: CG DATE: 8-25-04
CONTRACT NUMBER: VT-04057-3 DRAWING NUMBER: 91 OF 112

CODE:30

PLOTTED: 9/20/2004 1:08:13 PM BY: dpointer