METRIC

1. ALL DIMENSIONS ARE IN MILLIMETERS UNLESS OTHERWISE NOTED.
2. ALL WEIGHTS ARE IN KILOGRAMS.

FED. ROAD DIV. NO.	STATE	FED. AID PROJ. NO.
	VT	

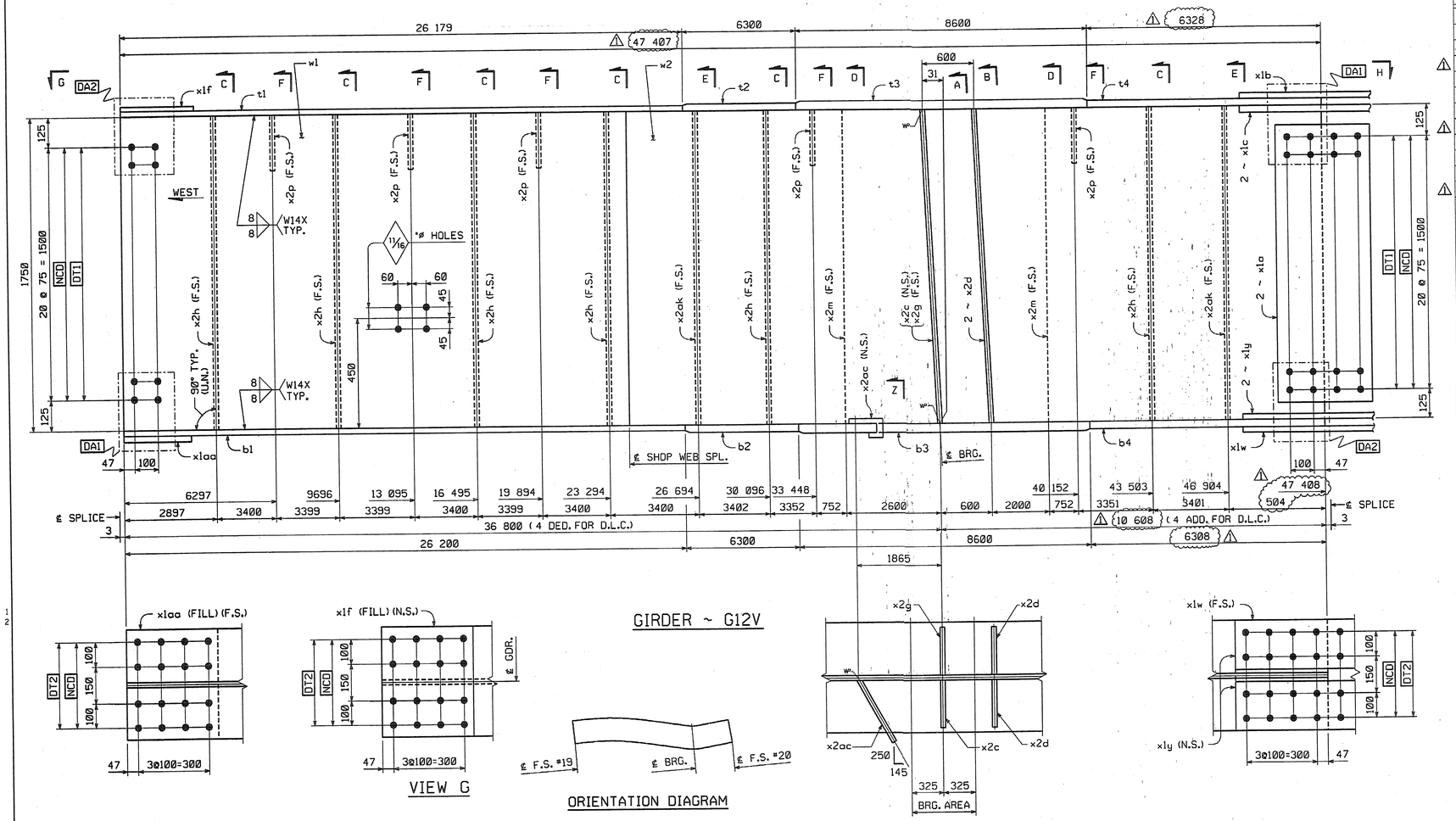

VIEW G

GIRDER ~ G12V

ORIENTATION DIAGRAM

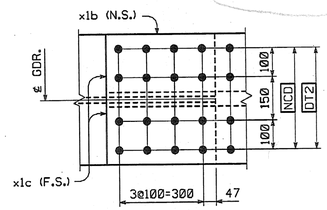

VIEW H

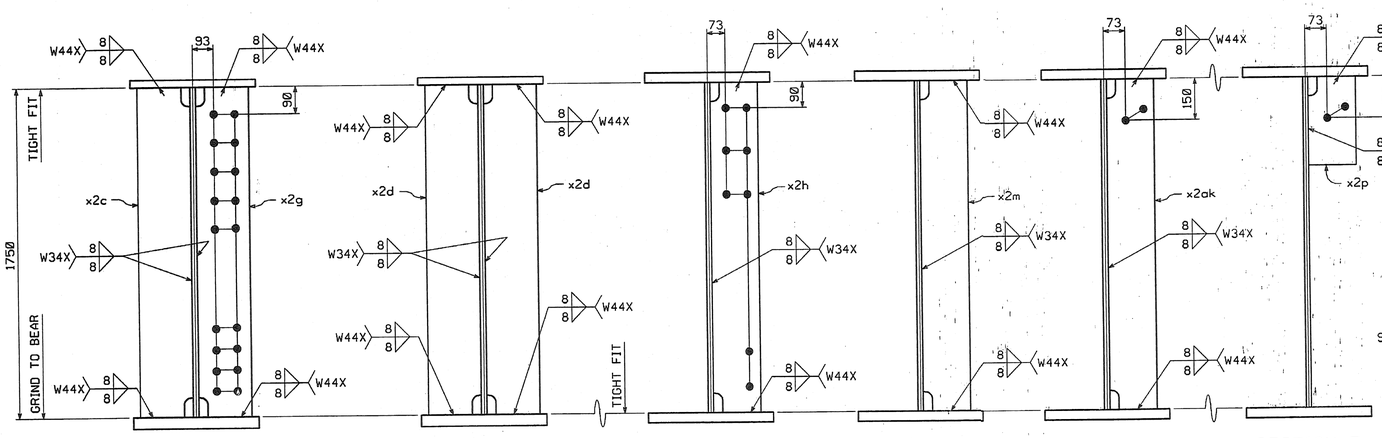

SECTION A

SECTION B

SECTION C

SECTION D

SECTION E

SECTION F

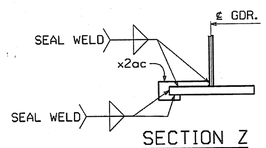

SECTION Z

BILL OF MATERIAL

NO.	MARK	DESCRIPTION	LENGTH	REMARKS	GRP.	ITEM	SHIP. WT. KG. EA.
ONE	G12V	GIRDER					22 350
~~1~~	~~w1~~	~~PL 16 x 1750~~	~~23 811~~	~~(T)~~	3	6	~~5233.06~~
1	w2	PL 16 x 1750	~~23 608~~	(T) 4740 8.5	3	2	~~5188.44~~
1	t1	PL 22 x 450	26 179	(T)	4	21	~~2034.27~~
1	t2	PL 32 x 450	6 300	(T)	4	15	~~712.07~~
1	t3	PL 65 x 450	8 600	(T)	4	3	~~1974.44~~
1	t4	PL 32 x 450	~~6 329~~	(T) 6328	4	13	~~715.35~~
1	b1	PL 22 x 450	26 200	(T)	4	20	~~2035.90~~
1	b2	PL 32 x 450	6 300	(T)	4	15	~~712.07~~
1	b3	PL 65 x 450	8 600	(T)	4	3	~~1974.44~~
1	b4	PL 32 x 450	~~6 309~~	(T) 6305	4	14	~~713.09~~
2	x1a	PL 12 x 1600	400	(T)	6	1	~~60.28~~
1	x1b	PL 14 x 450	790	(T)	6	6	~~39.06~~
2	x1c	PL 16 x 200	790	(T)	6	5	~~19.84~~
1	x1f	PL 10 x 450	392	FILL	6	7	13.85
1	x1w	PL 14 x 450	790	(T)	6	6	~~39.06~~
2	x1y	PL 16 x 200	790	(T)	6	5	~~19.84~~
1	x1aa	PL 10 x 450	392	FILL	6	7	13.85
1	x2c	PL 38 x 200	1 750		7	1	~~104.39~~
2	x2d	PL 38 x 200	1 750		7	1	~~104.39~~
1	x2g	PL 38 x 200	1 750		7	1	~~104.39~~
6	x2h	PL 12 x 180	1 750		7	4	~~29.67~~
2	x2m	PL 12 x 180	1 750		7	4	~~29.67~~
5	x2p	PL 14 x 180	310		7	3	~~6.13~~
2	x2ak	PL 12 x 180	1 750		7	4	~~29.67~~
1	x2ac	PL 6 x ~~115~~	301	*Vol = 7963 cm³	7	5	~~1.63~~
		TOTAL WEIGHT THIS SHEET:		~~22 345.44~~	kgs		

1 ~ 1H20.17
2 ~ 2034.50
1 ~ 712.15
1 ~ 1974.67
1 ~ 715.32
1 ~ 2036.13
1 ~ 712.15
1 ~ 1974.67
1 ~ 713.06
2 ~ 120.58
1 ~ 39.07
2 ~ 39.69
1 ~ 13.85
1 ~ 39.07
2 ~ 39.69
1 ~ 13.85
1 ~ 104.41
2 ~ 208.81
1 ~ 104.41
6 ~ 178.04
2 ~ 59.35
5 ~ 30.66
2 ~ 59.35
1 ~ 0.62

* SEE SHEET 9 OF 112

22344.27 kg SMR 8-15-06
22344.28 kg

SHOP NOTE

HOLES: 15/16" ø (U.N.)
BOLTS: NONE
PAINT: NONE
FOR GENERAL SHOP NOTES, SEE DWG. GN1.
FOR WEB CAMBER DIAGRAM, SEE DWG. WC5.

SHOP DRAWING REVIEW
AS NOTED
MADE AS REQUIRED BY THE CONSTRUCTION CONTRACT DOCUMENTS AND APPROVED, BUT ONLY FOR CONFORMANCE TO THE DESIGN CONCEPT OF THE WORK AND SUBJECT TO FUTURE VERIFICATIONS AND REQUIREMENTS CONTAINED IN THE CONSTRUCTION CONTRACT DOCUMENTS.
☐ REVISE AND RESUBMIT
☐ REJECTED
SPECIFICALLY NOTED AS COMMENTS MADE ON THE SHOP DRAWINGS DURING THIS REVIEW DO NOT RELIEVE THE CONTRACTOR FROM COMPLIANCE WITH THE CONTRACT DRAWINGS AND SPECIFICATIONS. THIS REVIEW CHECKS ONLY FOR GENERAL CONFORMANCE WITH THE DESIGN CONCEPT OF THE PROJECT AND GENERAL COMPLIANCE WITH THE INFORMATION GIVEN IN THE CONTRACT DOCUMENTS. THE CONTRACTOR IS RESPONSIBLE FOR THE DIMENSIONS, QUANTITIES, FITS AND FASTENING DETAILS, FABRICATION PROCESSES AND TECHNIQUES OF CONSTRUCTION, COORDINATION OF THE WORK WITH that OF ALL OTHER TRADES, AND THE ACCOMPLISHMENT OF THE WORK IN A SATISFACTORY MANNER.
Engineering Hangen Structures, Inc.
Six Penfield Farms, and Engineers
Andover, NH 03216 603-735-0089
Date: 8/27/04
Job Number: 50011
Reviewed By: 27114 112104

NO.	REVISION	BY	DATE
1	INCREASE LENGTHS TO SATISFY REQUIREMENTS FOR LENGTH @ MEAN TEMPERATURE OF 45°F.	DP	9/20/04

HIGH STEEL STRUCTURES, INC.
1770 Hempstead Road
Lancaster, PA 17605-0008
Phone 717/299-5211
A Division of High Industries, Inc.

GIRDER G12V
VT 78 OVER MISSISQUOI BAY, BRIDGE NO. 2
VT 78 STA.10+970.425 TO STA.12+059.775
TOWNS OF ALBURG AND SWANTON
COUNTIES OF GRAND ISLE AND FRANKLIN
STATE OF VERMONT, AGENCY OF TRANSPORTATION

STATE CONTRACT OR REF. NO. BRF-036-1(1)
CONTRACTOR CIANBRO CORPORATION
IN CHARGE: GLIDDEN (IH) MADE BY: SSJ CHK'D. BY: CS DATE: 8-24-04
CONTRACT NUMBER: VT-04057-3 DRAWING NUMBER: 88 OF 112

CODE:30

BY: dpanter
PLOTTED: 9/20/2004 10:00:7 PM