METRIC

1. ALL DIMENSIONS ARE IN MILLIMETERS UNLESS OTHERWISE NOTED.
2. ALL WEIGHTS ARE IN KILOGRAMS.

FED. ROAD DIV. NO.	STATE	FED. AID PROJ. NO.
	VT	

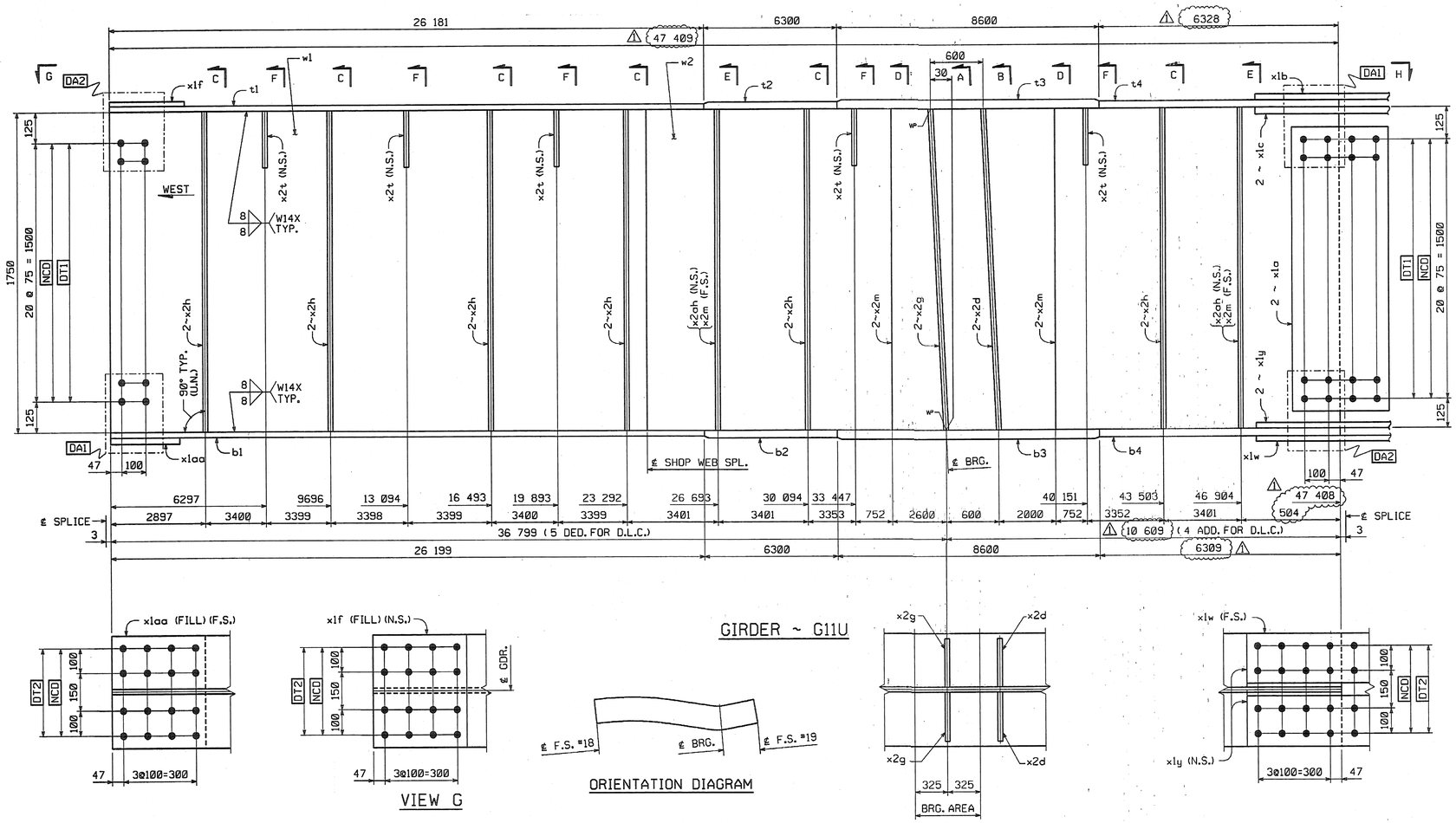

VIEW G

GIRDER ~ G11U

ORIENTATION DIAGRAM

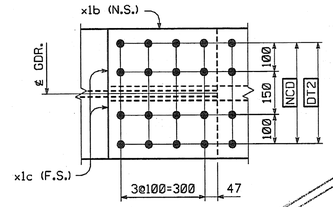

VIEW H

BILL OF MATERIAL

NO.	MARK	DESCRIPTION	LENGTH	REMARKS	GRP.	ITEM	SHIP. WT. KG. EA.	
ONE	G11U	GIRDER					22 650	
1	WT	PL 16 x 1750	23 812	(T)	3	4	~~5233.28~~	
1	w2	PL 16 x 1750	23 609	(T) 47408	3	2	~~5188.66~~	10420.39
1	t1	PL 22 x 450	26 181	(T)	4	20	~~2034.42~~	2034.66
1	t2	PL 32 x 450	6 300	(T)	4	15	~~712.07~~	712.15
1	t3	PL 65 x 450	~~8 601~~	(T) 8600	4	2	1974.67	
1	t4	PL 32 x 450	6 328	(T)	4	13	~~715.24~~	715.32
1	b1	PL 22 x 450	26 199	(T)	4	20	2035.82	2036.06
1	b2	PL 32 x 450	6 300	(T)	4	15	~~712.07~~	712.15
1	b3	PL 65 x 450	~~8 601~~	(T) 8600	4	2	1974.67	
1	b4	PL 32 x 450	6 309	(T)	4	14	~~713.09~~	713.17
2	x1a	PL 12 x 1600	400	(T)	6	1	~~60.28~~	120.56
1	x1b	PL 14 x 450	790	(T)	6	6	~~39.06~~	39.07
2	x1c	PL 16 x 200	790	(T)	6	5	~~19.84~~	39.69
1	x1f	PL 10 x 450	392	FILL	6	7	13.85	
1	x1w	PL 14 x 450	790	(T)	6	6	~~39.06~~	39.07
2	x1y	PL 16 x 200	790	(T)	6	5	~~19.84~~	39.69
1	x1aa	PL 10 x 450	392	FILL	6	7	13.85	
2	x2d	PL 38 x 200	1 750		7	1	~~104.39~~	208.81
2	x2g	PL 38 x 200	1 750		7	1	~~104.39~~	208.81
12	x2h	PL 12 x 180	1 750		7	4	~~29.67~~	356.08
6	x2m	PL 12 x 180	1 750		7	4	~~29.67~~	178.04
5	x2t	PL 14 x 180	310		7	3	~~6.13~~	30.66
2	x2ah	PL 12 x 180	1 750		7	4	~~29.67~~	59.35

TOTAL WEIGHT THIS SHEET: ~~22 641.37~~ kgs

22640.79 kg JMR 8-15-06

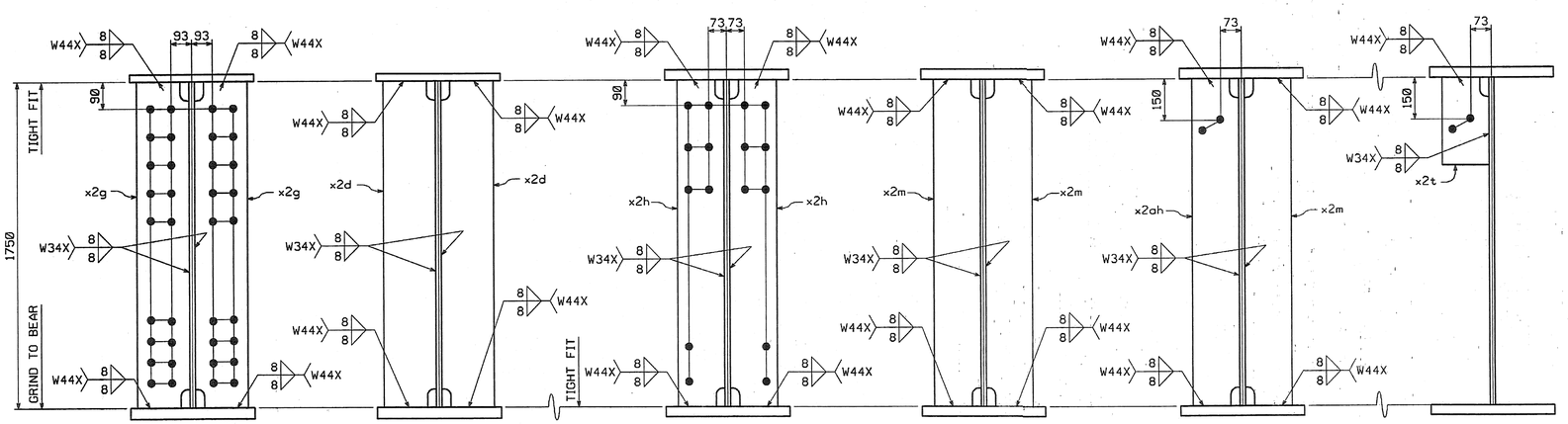

SECTION A SECTION B SECTION C SECTION D SECTION E SECTION F

SHOP NOTE

HOLES: 15/16" ø
BOLTS: NONE
PAINT: NONE
FOR GENERAL SHOP NOTES, SEE DWG. GN1.
FOR WEB CAMBER DIAGRAM, SEE DWG. WC5.

SHOP DRAWING REVIEW
RECEIVED AS REQUIRED BY THE CONTRACTOR CONTRACT DOCUMENTS AND APPROVED, BUT ONLY FOR CONFORMANCE TO THE DESIGN CONCEPT OF THE WORK AND SUBJECT TO FURTHER REVIEW FOR CONFORMANCE TO THE CONTRACT DOCUMENTS. ☐ REVISE AND RESUBMIT ☐ CORRECTIONS MADE ON THE SHOP DRAWINGS INDICATED BY THIS REVIEW DO NOT RELIEVE CONTRACTOR FROM COMPLIANCE WITH REQUIREMENTS OF