METRIC

1. ALL DIMENSIONS ARE IN MILLIMETERS UNLESS OTHERWISE NOTED.
2. ALL WEIGHTS ARE IN KILOGRAMS.

FED. ROAD DIV. NO.	STATE	FED. AID PROJ. NO.
	VT	

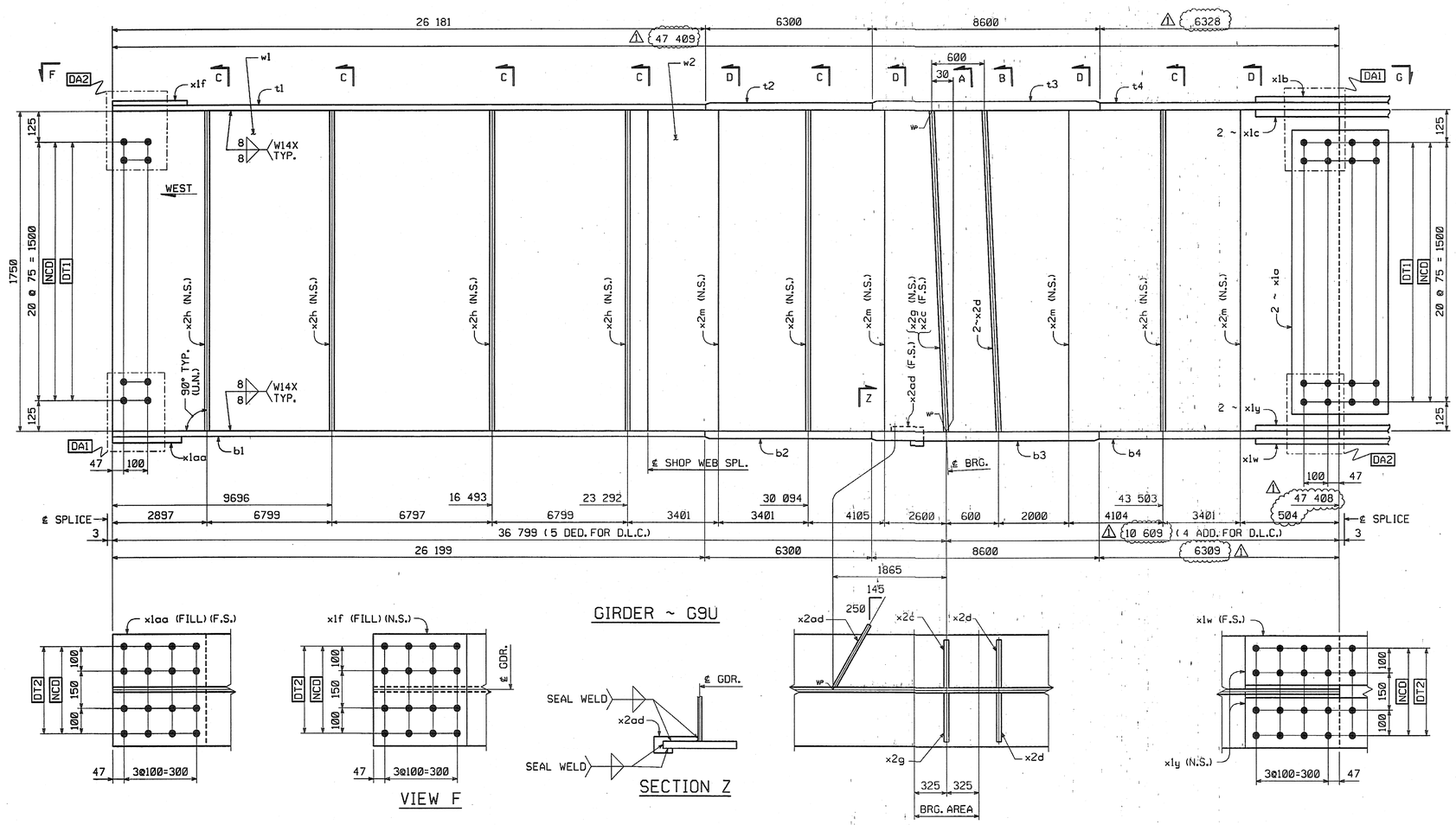

GIRDER ~ G9U

VIEW F

SECTION Z

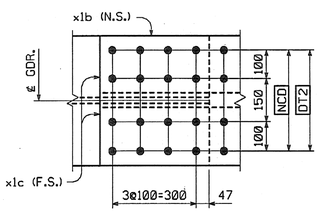

VIEW G

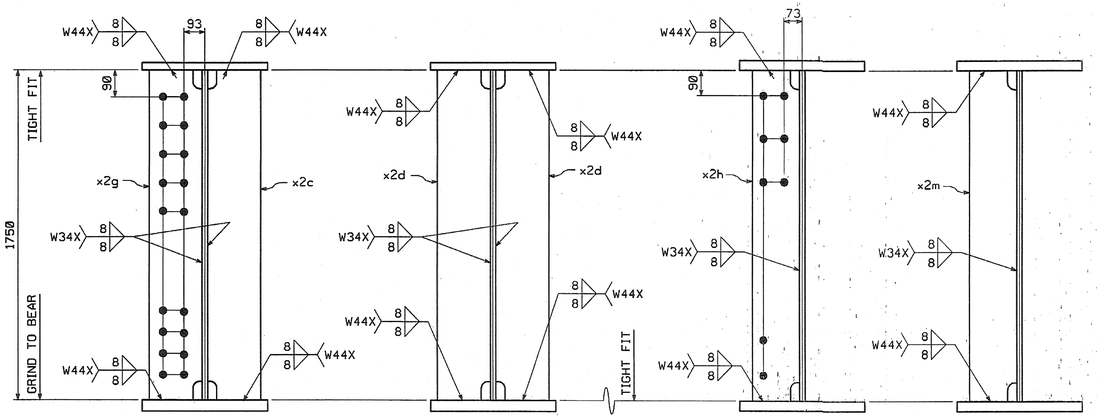

SECTION A

SECTION B

SECTION C

SECTION D

ORIENTATION DIAGRAM

SHOP NOTE

HOLES: 15/16"ø
BOLTS: NONE
PAINT: NONE
FOR GENERAL SHOP NOTES, SEE DWG. GN1.
FOR WEB CAMBER DIAGRAM, SEE DWG. WC5.

CODE:30

BILL OF MATERIAL

NO.	MARK	DESCRIPTION	LENGTH	REMARKS	GRP.	ITEM	SHIP. WT. KG. EA.	
ONE	G9U	GIRDER					22 320	
1	w1	PL 16 x 1750	~~23 612~~	(T)	3	4	~~5233.28~~	
1	w2	PL 16 x 1750	~~23 609~~	(T) 47408.5	3	2	5188.66	10420.39
1	t1	PL 22 x 450	26 181	(T)	4	20	~~2034.42~~	2034.66
1	t2	PL 32 x 450	6 300	(T)	4	15	~~712.07~~	712.15
1	t3	PL 65 x 450	~~8 601~~	(T) 8600	4	2	1974.67	
1	t4	PL 32 x 450	6 328	(T)	4	13	~~715.24~~	715.32
1	b1	PL 22 x 450	26 199	(T)	4	20	~~2035.82~~	2036.06
1	b2	PL 32 x 450	6 300	(T)	4	15	~~712.07~~	712.15
1	b3	PL 65 x 450	~~8 601~~	(T) 8600	4	2	1974.67	
1	b4	PL 32 x 450	6 309	(T)	4	14	~~713.09~~	713.17
2	x1a	PL 12 x 1600	400	(T)	6	1	~~60.28~~	120.55
1	x1b	PL 14 x 450	790	(T)	6	6	~~39.06~~	39.07
2	x1c	PL 16 x 200	790	(T)	6	5	~~19.84~~	39.69
1	x1f	PL 10 x 450	392	FILL	6	7	13.85	
1	x1w	PL 14 x 450	790	(T)	6	6	~~39.06~~	39.07
2	x1y	PL 16 x 200	790	(T)	6	5	~~19.84~~	39.69
1	x1aa	PL 10 x 450	392	FILL	6	7	13.85	
1	x2c	PL 38 x 200	1 750		7	1	~~104.39~~	104.41
2	x2d	PL 38 x 200	1 750		7	1	~~104.39~~	208.81
1	x2g	PL 38 x 200	1 750		7	1	~~104.39~~	104.41
6	x2h	PL 12 x 180	1 750		7	4	~~29.67~~	178.04
4	x2m	PL 12 x 180	1 750		7	4	~~29.67~~	118.69
1	x2ad	PL 6 x ~~115~~	301	* V/I = 7965 mm³	7	5	~~1.63~~	0.62