METRIC

METRIC 1. ALL DIMENSIONS ARE IN MILLIMETERS UNLESS OTHERWISE NOTED.
2. ALL WEIGHTS ARE IN KILOGRAMS.

FED. ROAD DIV. NO.	STATE	FED. AID PROJ. NO.
	VT	

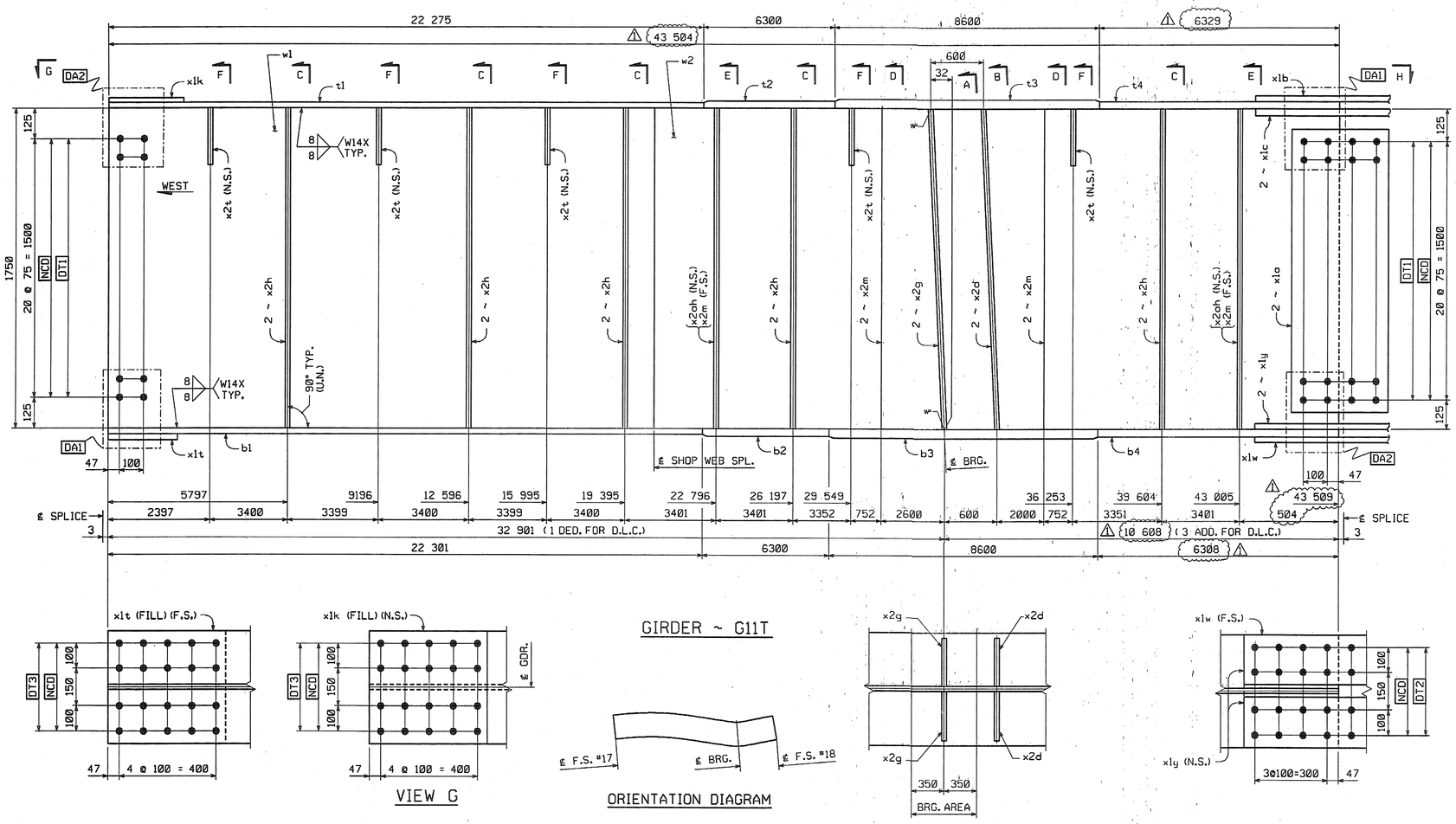

VIEW G

GIRDER ~ G11T

ORIENTATION DIAGRAM

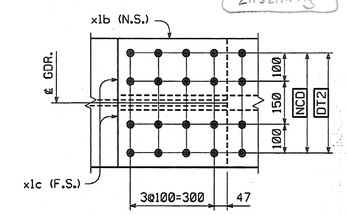

VIEW H

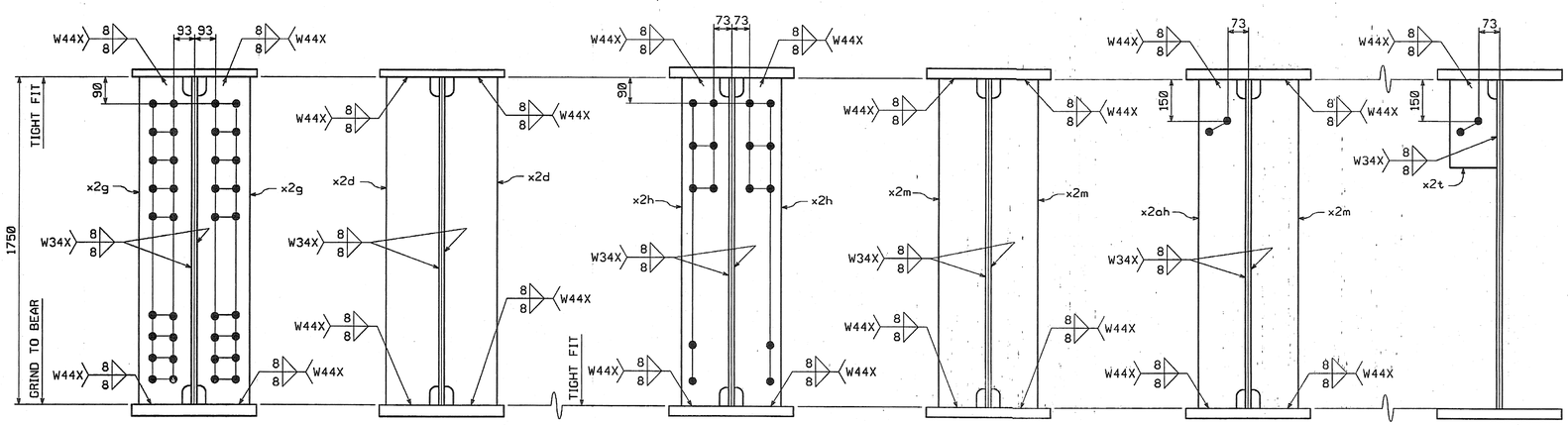

SECTION A

SECTION B

SECTION C

SECTION D

SECTION E

SECTION F

BILL OF MATERIAL

NO.	MARK	DESCRIPTION	LENGTH	REMARKS	GRP.	ITEM	SHIP. WT. KG. EA.
ONE	G11T	GIRDER					21 160
~~1~~	~~w1~~	~~PL 16 x 1750~~	~~19 908~~	~~(T)~~	~~3~~	~~9~~	~~4375.28~~
1	w2	PL 16 x 1750	~~23 608~~ 43506	(T)	3	2	~~5188.44~~ 9562.73
1	t1	PL 22 x 450	22 275	(T)	4	25	~~1730.90~~ 1731.10
1	t2	PL 32 x 450	6 300	(T)	4	15	~~712.07~~ 712.15
1	t3	PL 65 x 450	8 600	(T)	4	3	~~1974.44~~ 1974.67
1	t4	PL 32 x 450	6 329	(T)	4	13	~~715.35~~ 715.43
1	b1	PL 22 x 450	22 301	(T)	4	23	1732.92 1733.12
1	b2	PL 32 x 450	6 300	(T)	4	15	712.07 712.15
1	b3	PL 65 x 450	8 600	(T)	4	3	~~1974.44~~ 1974.67
1	b4	PL 32 x 450	6 308	(T)	4	14	~~712.97~~ 713.06
2	x1a	PL 12 x 1600	400	(T)	6	1	~~60.28~~ 120.58
1	x1b	PL 14 x 450	790	(T)	6	6	~~39.06~~ 39.07
2	x1c	PL 16 x 200	790	(T)	6	5	~~19.84~~ 39.69
1	x1k	PL 18 x 450	492	FILL	6	4	31.28
1	x1t	PL 18 x 450	492	FILL	6	4	31.28
1	x1w	PL 14 x 450	790	(T)	6	6	~~39.06~~ 39.07
2	x1y	PL 16 x 200	790	(T)	6	5	~~19.84~~ 39.69
2	x2d	PL 38 x 200	1 750		7	1	~~104.39~~ 208.81
2	x2g	PL 38 x 200	1 750		7	1	~~104.39~~ 208.81
10	x2h	PL 12 x 180	1 750		7	4	~~29.67~~ 296.73
6	x2m	PL 12 x 180	1 750		7	4	~~29.67~~ 178.04
5	x2t	PL 14 x 180	310		7	3	~~6.13~~ 30.66
2	x2ah	PL 12 x 180	1 750		7	4	~~29.67~~ 59.35

TOTAL WEIGHT THIS SHEET: ~~21 151.8~~ 21152.14 kgs

JMZ 8-15-06

SHOP NOTE

HOLES: 9/16"
BOLTS: NONE
PAINT: NONE
FOR GENERAL SHOP NOTES, SEE DWG. GN1
FOR WEB CAMBER DIAGRAM, SEE DWG. WC4

SHOP DRAWING REVIEW
REVIEWED AS REQUIRED BY THE CONSTRUCTION CONTRACT DOCUMENTS AND APPROVED, BUT ONLY FOR CONFORMANCE TO THE DESIGN CONCEPT OF THE WORK AND GENERALLY TO THE HIGHWAY LIMITATIONS AND REQUIREMENTS CONTAINED IN THE CONSTRUCTION CONTRACT DOCUMENTS.
☐ FURNISH AS CORRECTED
☐ REVISE AND RESUBMIT
☐ REJECTED
CORRECTIONS OR COMMENTS MADE ON THIS SHOP DRAWING DURING THIS REVIEW DO NOT RELIEVE CONTRACTOR FROM COMPLIANCE WITH THE CONTRACT DRAWINGS AND SPECIFICATIONS. THIS CHECK OF THE PRINCIPLE DESIGN FEATURES ONLY AND DOES NOT INCLUDE REVIEW OF DIMENSIONS, QUANTITIES, FABRICATION PROCESSES AND TECHNIQUES OF CONSTRUCTION, COORDINATION OF THE WORK WITH THAT OF ALL OTHER TRADES, AND THE SATISFACTORY PERFORMANCE OF THE WORK UNDER THE CONTRACT.
VHB Vanasse Hangen Brustlin, Inc. Transportation, Land Development, Environmental Services
Six Bedford Farms Drive, Bedford, New Hampshire 03110 603-627-5500 www.vhb.com
Job Number: 55911
Reviewed By: JMZ
Date: 8/15/06

NO.	REVISION	BY	DATE
1	INCREASE LENGTHS TO SATISFY REQUIREMENTS FOR LENGTH @ MEAN TEMPERATURE OF 45°F.	DP	9/20/04

HIGH STEEL STRUCTURES, INC.
1770 Hempstead Road
Lancaster, PA 17605-0008
Phone 717/299-5211
A Division of High Industries, Inc.

GIRDER G11T
VT 78 OVER MISSISQUOI BAY, BRIDGE NO. 2
VT 78 STA.10+970.425 TO STA.12+059.775
TOWNS OF ALBURG AND SWANTON
COUNTIES OF GRAND ISLE AND FRANKLIN
STATE OF VERMONT, AGENCY OF TRANSPORTATION

STATE CONTRACT OR REF. NO. BRF-036-1(1)
CONTRACTOR CIANBRO CORPORATION
IN CHARGE: GLIDDEN (IH) MADE BY: SSJ CHK'D. BY: CS DATE: 8-24-04
CONTRACT NUMBER: VT-04057-3 DRAWING NUMBER: 79 OF 112

CODE:30

PLOTTED: 9/20/2004 10:07:46 PM BY: dpoirier