METRIC

1. ALL DIMENSIONS ARE IN MILLIMETERS UNLESS OTHERWISE NOTED.
2. ALL WEIGHTS ARE IN KILOGRAMS.

FED. ROAD DIV. NO.	STATE	FED. AID PROJ. NO.
	VT	

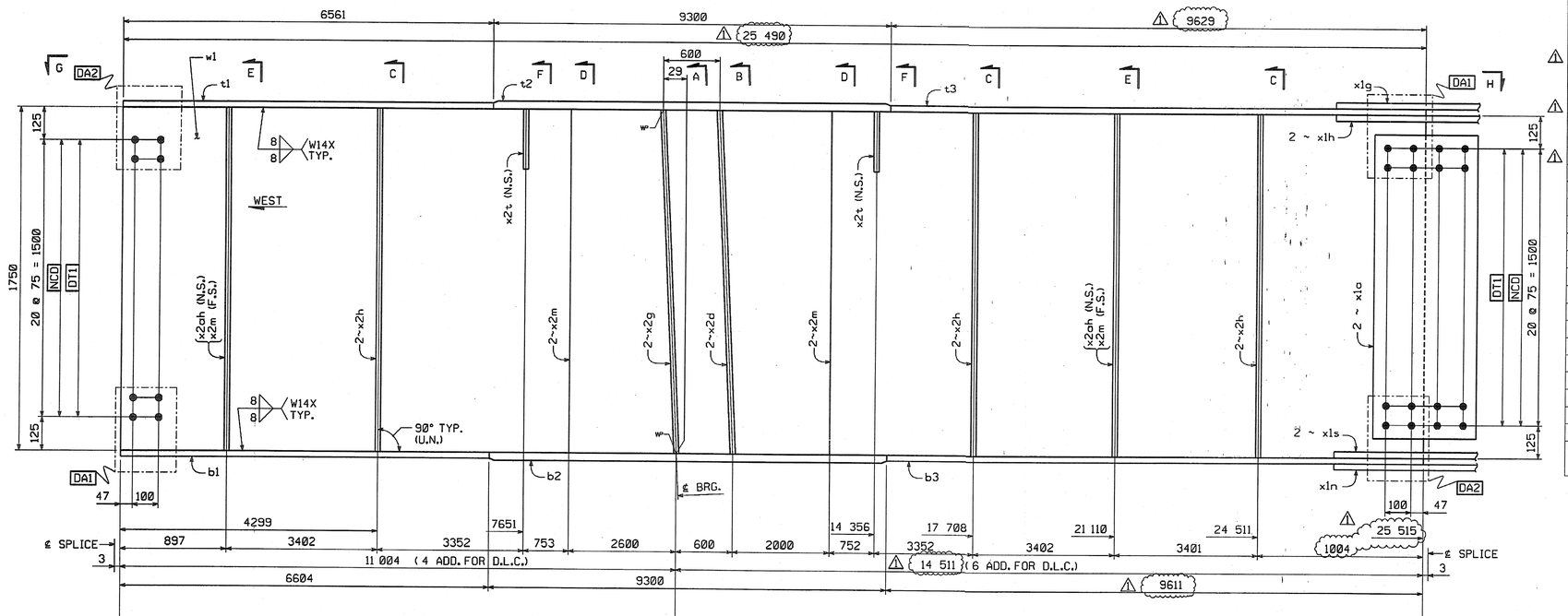

BILL OF MATERIAL

NO.	MARK	DESCRIPTION	LENGTH	REMARKS	GRP.	ITEM	SHIP. WT. KG. EA.	
ONE	G11S	GIRDER					16 610	
1	w1	PL 16 x 1750	~~25 515~~	(T) 25562.5	3	3	~~5607.55~~	5605.45
1	t1	PL 40 x 450	6 561	(T)	4	12	~~926.96~~	927.07
1	t2	PL 80 x 450	9 300	(T)	4	1	~~2627.88~~	2628.18
1	t3	PL 40 x 450	~~9 630~~	(T) 9629	4	6	~~1360.58~~	1360.58
1	b1	PL 40 x 450	6 604	(T)	4	11	~~933.04~~	933.15
1	b2	PL 80 x 450	9 300	(T)	4	1	~~2627.88~~	2628.18
1	b3	PL 40 x 450	~~9 612~~	(T) 9611	4	7	~~1358.02~~	1358.03
2	x1a	PL 12 x 1600	400	(T)	6	1	~~60.28~~	120.56
1	x1g	PL 14 x 450	990	(T)	6	6	~~48.95~~	48.96
2	x1h	PL 16 x 200	990	(T)	6	5	~~24.87~~	49.74
1	x1n	PL 14 x 450	990	(T)	6	6	~~48.95~~	48.96
2	x1s	PL 16 x 200	990	(T)	6	5	~~24.87~~	49.74
2	x2d	PL 38 x 200	1 750		7	1	~~104.39~~	208.81
2	x2g	PL 38 x 200	1 750		7	1	~~104.39~~	208.81
6	x2h	PL 12 x 180	1 750		7	4	~~29.67~~	178.04
6	x2m	PL 12 x 180	1 750		7	4	~~29.67~~	178.04
2	x2t	PL 14 x 180	310		7	3	~~6.13~~	12.26
2	x2ah	PL 12 x 180	1 750		7	4	~~29.67~~	59.35
TOTAL WEIGHT THIS SHEET:				~~16 605.04~~	kgs			

16603.95 JMR 8-9-06 06-22-06

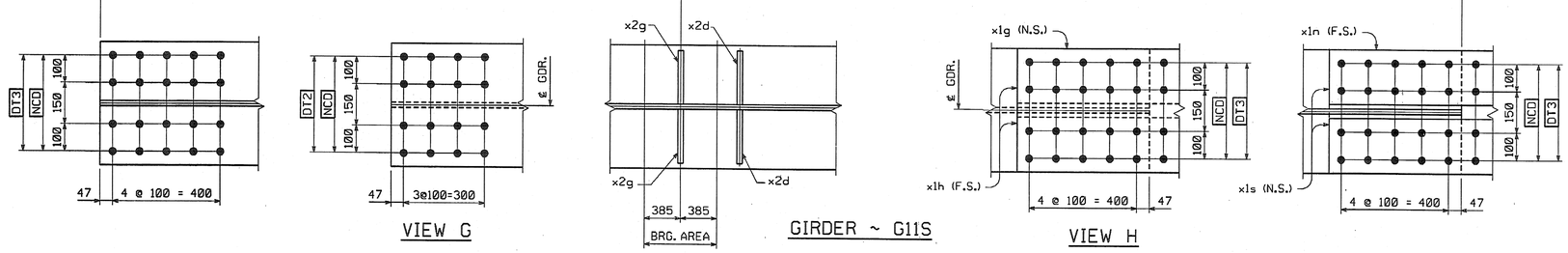

VIEW G

GIRDER ~ G11S

VIEW H

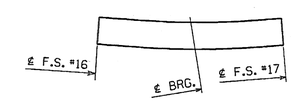

ORIENTATION DIAGRAM

SHOP NOTE

HOLES: 15/16 ø
BOLTS: NONE
PAINT: NONE
FOR GENERAL SHOP NOTES, SEE DWG. GN1.
FOR WEB CAMBER DIAGRAM, SEE DWG. WC4.

SHOP DRAWING REVIEW
☑ REVIEWED AS REQUIRED BY THE CONSTRUCTION CONTRACT DOCUMENTS AND APPROVED, BUT NOT FOR CONFORMANCE TO THE DESIGN CONCEPT OF THE WORK, AS SUBJECT TO FURTHER LIMITATIONS AND REQUIREMENTS CONTAINED IN THE CONSTRUCTION CONTRACT DOCUMENTS.
☐ REVISE AND RESUBMIT
☐ REJECTED
CORRECTIONS OR COMMENTS MADE ON THE SHOP DRAWINGS DURING THIS REVIEW DO NOT RELIEVE THE CONTRACTOR FROM COMPLIANCE WITH ERRORS OR OMISSIONS IN THE DRAWINGS AND CORRELATION OF DETAILS WITH THE REQUIREMENTS OF THE CONTRACT DOCUMENTS. THIS REVIEW IS ONLY FOR GENERAL CONFORMANCE WITH THE DESIGN CONCEPT OF THE PROJECT AND DOES NOT INDICATE APPROVAL OF A DEPARTURE FROM THE CONTRACT REQUIREMENTS UNLESS SPECIFICALLY STATED. THE CONTRACTOR IS RESPONSIBLE FOR: CONFIRMING AND CORRELATING ALL QUANTITIES AND DIMENSIONS; FABRICATION PROCESSES AND TECHNIQUES OF CONSTRUCTION; COORDINATION OF THE WORK WITH THAT OF ALL OTHER TRADES; AND PERFORMING THIS WORK IN A SAFE AND SATISFACTORY MANNER.
VHB Vanasse Hangen Brustlin, Inc. Engineers, Planners, Scientists Six Bedford Farms, Kittatinny Bedford, NH 03102 603 644 0888
Job Number: 3-031
Reviewed By: [illegible]
Date: 11/15/04

NO.	REVISION	BY	DATE
1	INCREASE LENGTHS TO SATISFY REQUIREMENTS FOR LENGTH @ MEAN TEMPERATURE OF 45°F.	DP	9/20/04

HIGH STEEL STRUCTURES, INC.
1770 Hempstead Road
Lancaster, PA 17605-0008
Phone 717/299-5211
A Division of High Industries, Inc.

GIRDER G11S
VT 78 OVER MISSISQUOI BAY, BRIDGE NO. 2
VT 78 STA.10+970.425 TO STA.12+059.775
TOWNS OF ALBURG AND SWANTON
COUNTIES OF GRAND ISLE AND FRANKLIN
STATE OF VERMONT, AGENCY OF TRANSPORTATION

STATE CONTRACT OR REF. NO. BRF-036-1(1)
CONTRACTOR CIANBRO CORPORATION
IN CHARGE: GLIDDEN (IH) MADE BY: ERS CHK'D. BY: CS DATE: 8-24-04
CONTRACT NUMBER: VT-04057-3 DRAWING NUMBER: 75 OF 112

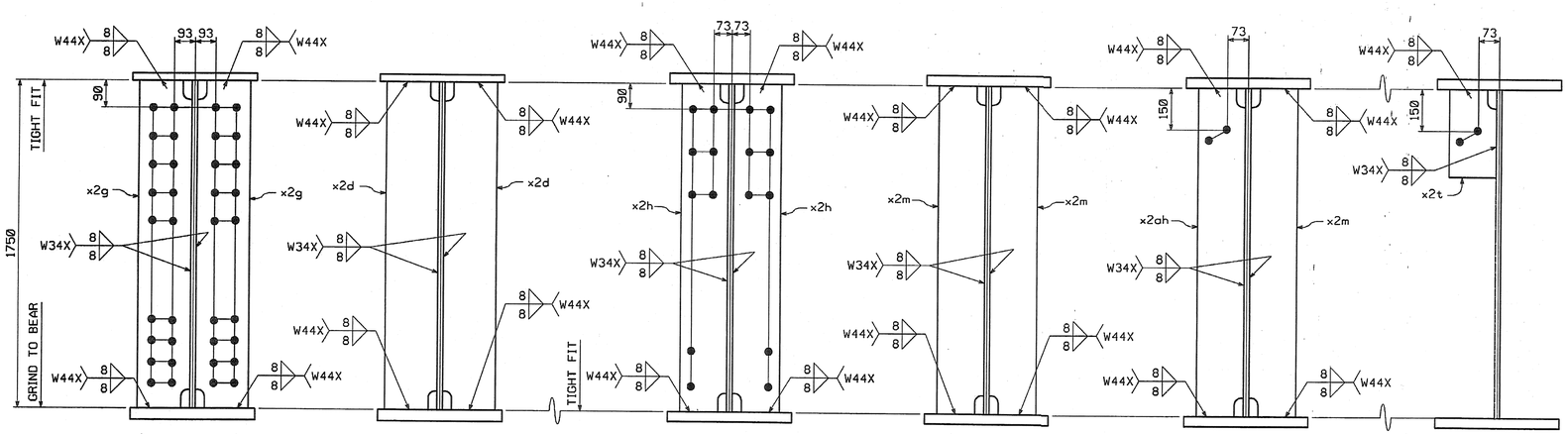

SECTION A

SECTION B

SECTION C

SECTION D

SECTION E

SECTION F

CODE:30

PLOTTED: 9/20/2004 1:07:37 PM BY: dpainter