METRIC

METRIC	1. ALL DIMENSIONS ARE IN MILLIMETERS UNLESS OTHERWISE NOTED. 2. ALL WEIGHTS ARE IN KILOGRAMS.	FED. ROAD DIV. NO.	STATE	FED. AID PROJ. NO.
			VT	

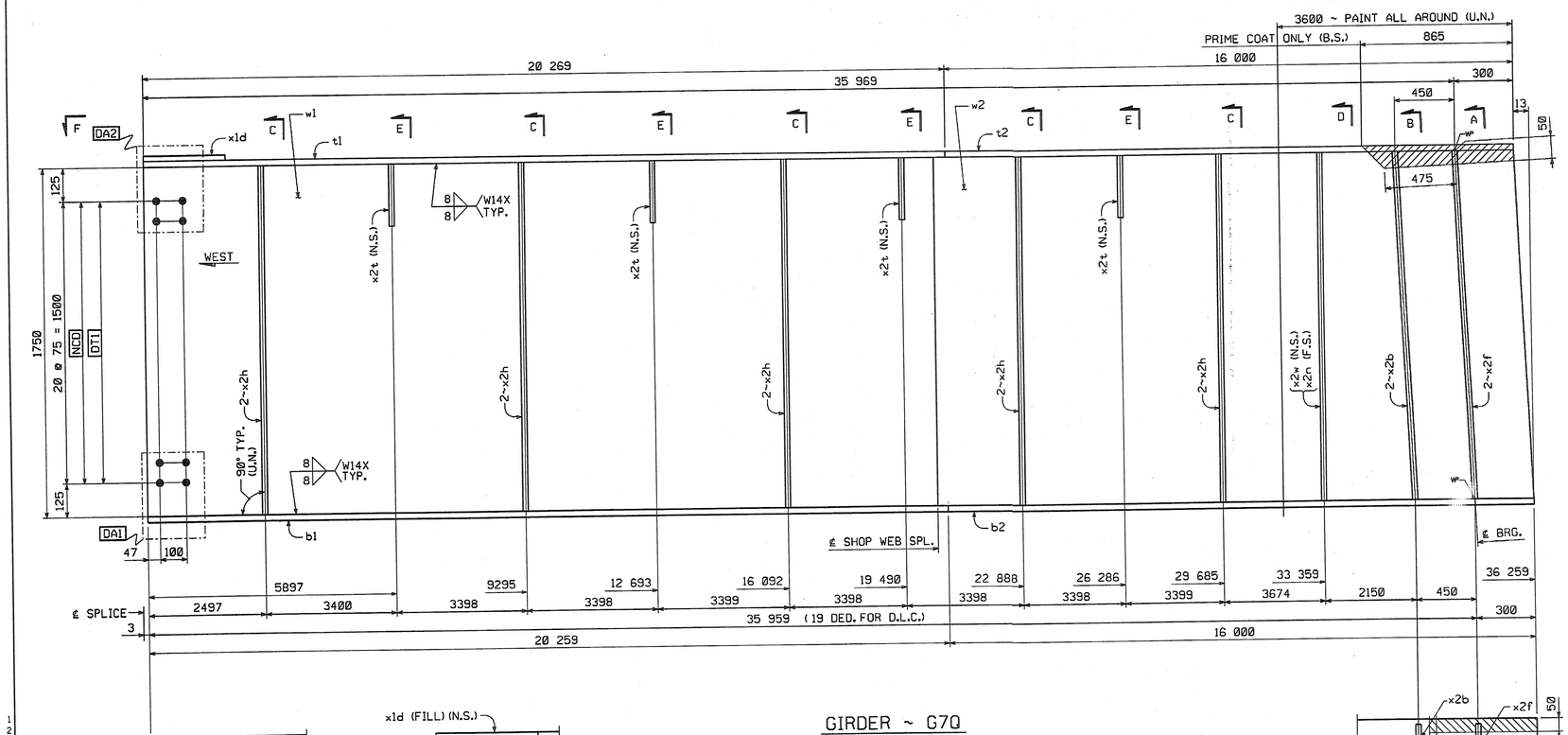

GIRDER ~ G70

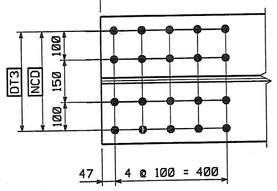

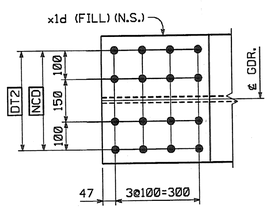

VIEW F



ORIENTATION DIAGRAM

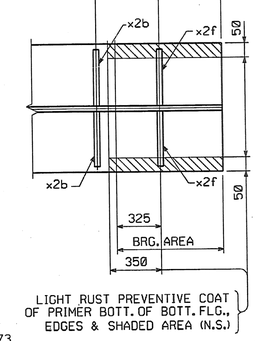

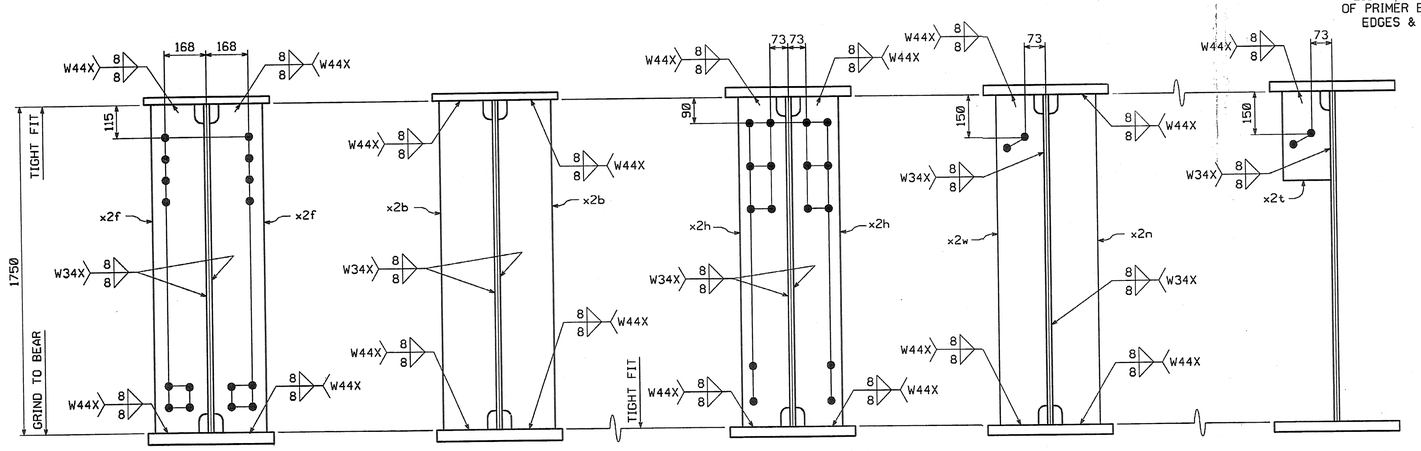

BILL OF MATERIAL

NO.	MARK	DESCRIPTION	LENGTH	REMARKS	GRP.	ITEM	SHIP. WT. KG. EA.
ONE	G7Q	GIRDER					16 570
~~1~~	~~w1~~	~~PL 16 x 1750~~	~~19 992~~	~~(T)~~	~~3~~	~~8~~	~~4393.74~~
1	w2	PL 16 x 1750	~~16 307~~	(T) 36264	3	11	~~3583.87~~
1	t1	PL 22 x 450	20 270	(T) 20269	4	27	~~1575.10~~
1	t2	PL 22 x 450	16 000	(T)	4	28	~~1243.30~~
1	b1	PL 40 x 450	~~20 260~~	(T) 20259	4	4	~~2862.41~~
1	b2	PL 40 x 450	16 000	(T)	4	5	~~2260.54~~
1	x1d	PL 18 x 450	392	FILL	6	4	~~24.92~~
2	x2b	PL 22 x 200	1 750		7	2	~~60.44~~
2	x2f	PL 22 x 200	1 750		7	2	~~60.44~~
10	x2h	PL 12 x 180	1 750		7	4	~~29.67~~
1	x2n	PL 12 x 180	1 750		7	4	29.67
4	x2t	PL 14 x 180	310		7	3	6.13
1	x2w	PL 12 x 180	1 750		7	4	29.67

7970.83 ✓
1575.21 ✓
1243.44 ✓
2862.60 ✓
2260.80 ✓
24.93 ✓
120.89 ✓
120.89 ✓
296.73 ✓
24.53 ✓

TOTAL WEIGHT THIS SHEET: ~~16566.19~~ kgs

~~16560.19~~ JMR 8-8-06
16566.19 ✓
08-16-06
JMR 8-10-06

SHOP DRAWING REVIEW

REVIEWED AS REQUIRED BY THE CONSTRUCTION CONTRACT DOCUMENTS AND APPROVED, BUT ONLY FOR CONFORMANCE TO THE DESIGN CONCEPT OF THE WORK AND SUBJECT TO FURTHER LIMITATIONS AND REQUIREMENTS CONTAINED IN THE CONSTRUCTION CONTRACT DOCUMENTS.

☐ REJECTED ☐ REVISE AND RESUBMIT ☐ FURNISH AS CORRECTED

CORRECTIONS OR COMMENTS MADE ON THE SHOP DRAWINGS DURING THIS REVIEW DO NOT RELIEVE CONTRACTOR FROM COMPLIANCE WITH REQUIREMENTS OF THE DRAWINGS AND SPECIFICATIONS. THIS CHECK IS ONLY FOR REVIEW OF GENERAL CONFORMANCE WITH THE DESIGN CONCEPT OF THE PROJECT AND GENERAL COMPLIANCE WITH THE INFORMATION GIVEN IN THE CONTRACT DOCUMENTS. THE CONTRACTOR IS RESPONSIBLE FOR CONFIRMING AND CORRELATING ALL QUANTITIES AND DIMENSIONS; SELECTING FABRICATION PROCESSES AND TECHNIQUES OF CONSTRUCTION; COORDINATING HIS WORK WITH THAT OF ALL OTHER TRADES; AND PERFORMING HIS WORK IN A SAFE AND SATISFACTORY MANNER.

VHB Vanasse Hangen Brustlin, Inc. Engineers, Planners, and Scientists Six Bedford Farms, Kilton Rd. Bedford, NH 03102 603 644 0888

Job Number: 5091
Reviewed By: SMH
Date: 11/8/04

SHOP NOTE

HOLES: 15/16"ø
BOLTS: NONE
PAINT: SEE DWG. GN1
FOR GENERAL SHOP NOTES, SEE DWG. GN1.
FOR WEB CAMBER DIAGRAM, SEE DWG. WC4.

NO.	REVISION	BY	DATE
△			
△			
△			

HIGH STEEL STRUCTURES, INC.
1770 Hempstead Road
Lancaster, PA 17605-0008
Phone 717/299-5211
A Division of High Industries, Inc.

GIRDER	G70
VT 78 OVER MISSISQUOI BAY, BRIDGE NO. 2	
VT 78 STA.10+970.425 TO STA.12+059.775	
TOWNS OF ALBURG AND SWANTON	
COUNTIES OF GRAND ISLE AND FRANKLIN	
STATE OF VERMONT, AGENCY OF TRANSPORTATION	

STATE CONTRACT OR REF. NO. BRF-036-1(1)
CONTRACTOR CIANBRO CORPORATION
IN CHARGE: GLIDDEN (IH) MADE BY: ERS CHK'D. BY: CS DATE: 8-23-04
CONTRACT NUMBER: VT-04057-2 DRAWING NUMBER: 67 OF 112

CODE:30

PLOTTED: 08/26/2004 07:57:13 AM BY: cshoffer