METRIC

1. ALL DIMENSIONS ARE IN MILLIMETERS UNLESS OTHERWISE NOTED.
2. ALL WEIGHTS ARE IN KILOGRAMS.

FED. ROAD DIV. NO.	STATE	FED. AID PROJ. NO.
	VT	

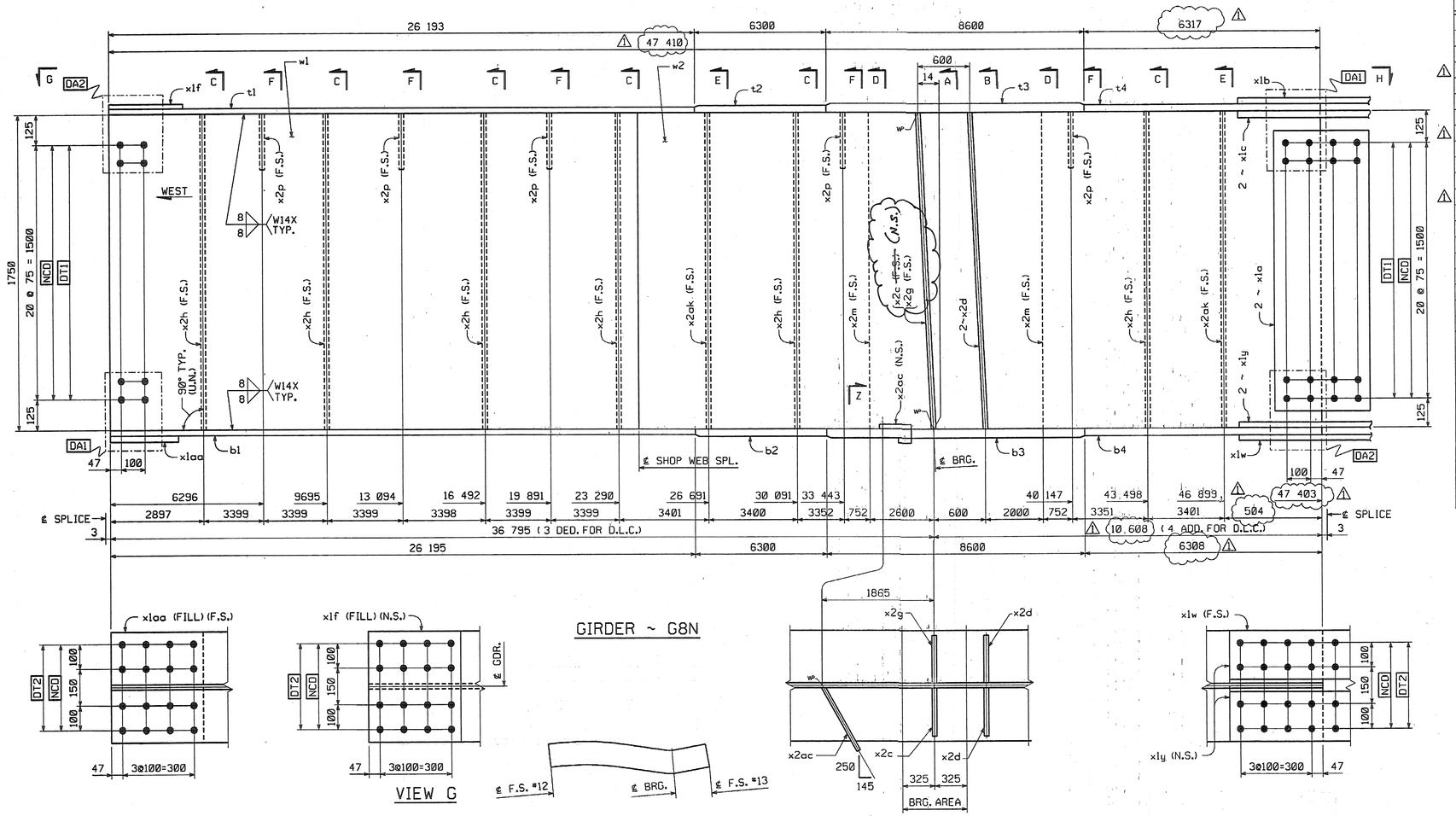

BILL OF MATERIAL

NO.	MARK	DESCRIPTION	LENGTH	REMARKS	GRP.	ITEM	SHIP. WT. KG. EA.
ONE	G8N	GIRDER					22 350
1	w1	PL 16 x 1750	23 808	(T)	3	4	5232.40
1	w2	PL 16 x 1750	23 609	(T)	3	7	5188.66
1	t1	PL 22 x 450	26 193	(T)	4	20	2035.36
1	t2	PL 32 x 450	6 300	(T)	4	15	712.07
1	t3	PL 65 x 450	8 600	(T)	4	3	1974.44
1	t4	PL 32 x 450	6 317	(T)	4	14	713.99
1	b1	PL 22 x 450	26 195	(T)	4	20	2035.51
1	b2	PL 32 x 450	6 300	(T)	4	15	712.07
1	b3	PL 65 x 450	8 600	(T)	4	3	1974.44
1	b4	PL 32 x 450	6 308	(T)	4	14	712.97
2	x1a	PL 12 x 1600	400	(T)	6	1	60.28
1	x1b	PL 14 x 450	790	(T)	6	6	39.06
2	x1c	PL 16 x 200	790	(T)	6	5	19.84
1	x1f	PL 10 x 450	392	FILL	6	7	13.85
1	x1w	PL 14 x 450	790	(T)	6	6	39.06
2	x1y	PL 16 x 200	790	(T)	6	5	19.84
1	x1aa	PL 10 x 450	392	FILL	6	7	13.85
1	x2c	PL 38 x 200	1 750		7	1	104.39
2	x2d	PL 38 x 200	1 750		7	1	104.39
1	x2g	PL 38 x 200	1 750		7	1	104.39
6	x2h	PL 12 x 180	1 750		7	4	29.67
2	x2m	PL 12 x 180	1 750		7	4	29.67
5	x2p	PL 14 x 180	310		7	3	6.13
1	x2ac	PL 6 x 115	301		7	5	1.63
2	x2ak	PL 12 x 180	1 750		7	4	29.67
TOTAL WEIGHT THIS SHEET:			22 344.23	kgs			

SHEET REVISED 8-5-2005 SEE UPDATED SHEET 5H OF 112 JMR 8-1-06

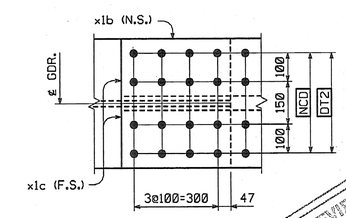

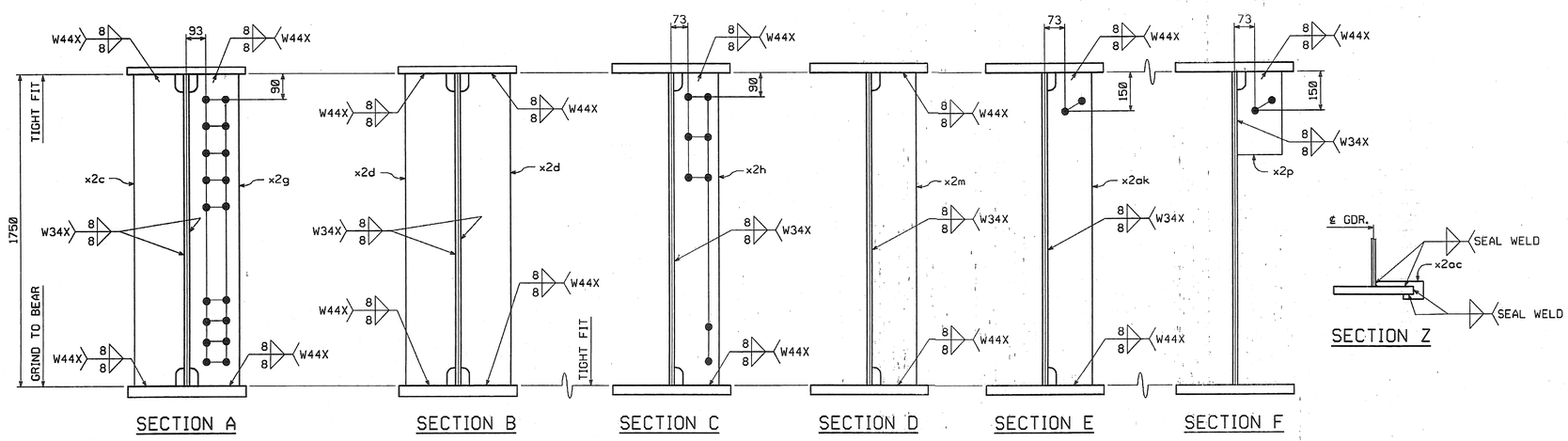

SHOP NOTE

HOLES: 15/16 ø
BOLTS: NONE
PAINT: NONE
FOR GENERAL SHOP NOTES, SEE DWG. GN1.
FOR WEB CAMBER DIAGRAM, SEE DWG. WC3.

SHOP DRAWING REVIEW
REVIEWED AS REQUIRED BY THE CONSTRUCTION DOCUMENTS AND APPROVED, BUT ONLY FOR CONFORMANCE TO THE DESIGN CONCEPT OF THE WORKS, AND SUBJECT TO FUTURE LAW, MEASUREMENTS AND REQUIREMENTS OF OTHERS.
☐ MAKE AND RESUBMIT ☐ REVISE AND RESUBMIT ☐ REJECTED
CORRECTIONS OR COMMENTS MADE ON SHOP DRAWINGS DURING THIS REVIEW DO NOT RELIEVE THE CONTRACTOR FROM COMPLIANCE WITH CONTRACT DRAWINGS AND SPECIFICATIONS, NOR DO THEY ASSUME RESPONSIBILITY FOR ERRORS OR OMISSIONS IN THE SHOP DRAWINGS. THIS REVIEW DOES NOT PRECLUDE SUBSEQUENT REVIEW OF SHOP DRAWINGS. CHANGES OR ADDITIONS REQUESTED BY THE OWNER'S REPRESENTATIVE DO NOT AUTHORIZE EXTRA COMPENSATION UNLESS WRITTEN AGREEMENT THERE FOR IS OBTAINED PRIOR TO THE PREPARATION OF SHOP DRAWINGS. THE CONTRACTOR IS RESPONSIBLE FOR CONFIRMING AND CORRELATING ALL QUANTITIES AND DIMENSIONS, FABRICATION PROCESSES AND TECHNIQUES OF CONSTRUCTION, INTERCHANGEABILITY OF PARTS, AND COORDINATION OF THE WORK WITH THAT OF ALL OTHER TRADES.
Vermont Agency of Transportation, Structures Section, Hazen Drive, Montpelier, Vermont 05633-5001 Telephone: 802-828-2002 Facsimile: 802-828-2099
Reviewed by: SCDJ Date: 9/27/04 Job Number:

NO.	REVISION	BY	DATE
1	INCREASE LENGTHS TO SATISFY REQUIREMENTS FOR LENGTH @ MEAN TEMPERATURE OF 45°F.	JSA	9/17/04

HIGH STEEL STRUCTURES, INC.
1770 Hempstead Road
Lancaster, PA 17605-0008
Phone 717/299-5211
A Division of High Industries, Inc.

GIRDER G8N
VT 78 OVER MISSISQUOI BAY, BRIDGE NO. 2
VT 78 STA.10+970.425 TO STA.12+059.775
TOWNS OF ALBURG AND SWANTON
COUNTIES OF GRAND ISLE AND FRANKLIN
STATE OF VERMONT, AGENCY OF TRANSPORTATION

STATE CONTRACT OR REF. NO. BRF-036-1(1)
CONTRACTOR CIANBRO CORPORATION
IN CHARGE: GLIDDEN (IH) MADE BY: ERS CHK'D. BY: CS DATE: 8-23-04
CONTRACT NUMBER: VT-04057-2 DRAWING NUMBER: 56 OF 112

CODE:30

BY: dpanter
PLOTTED: 9/20/2004 1:06:55 PM