METRIC

1. ALL DIMENSIONS ARE IN MILLIMETERS UNLESS OTHERWISE NOTED.
2. ALL WEIGHTS ARE IN KILOGRAMS.

| FED. ROAD DIV. NO. | STATE | FED. AID PROJ. NO. |
|---|---|---|
| | VT | |

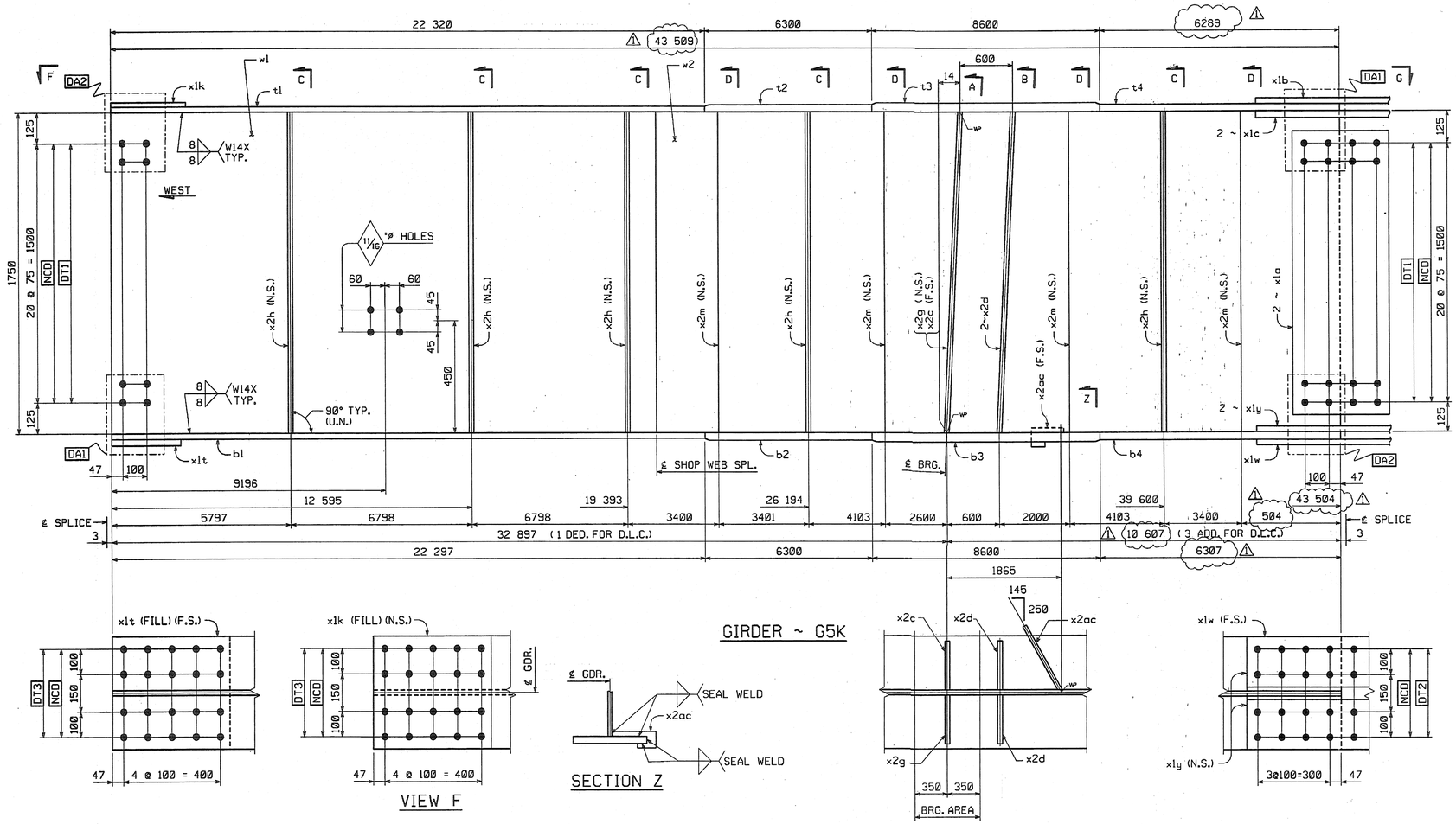


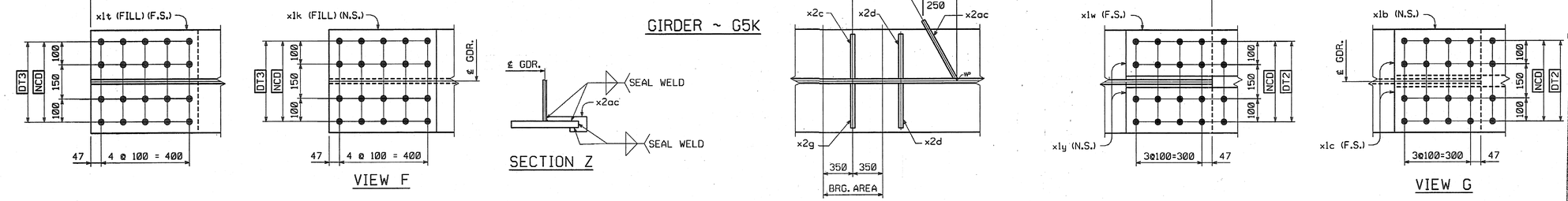


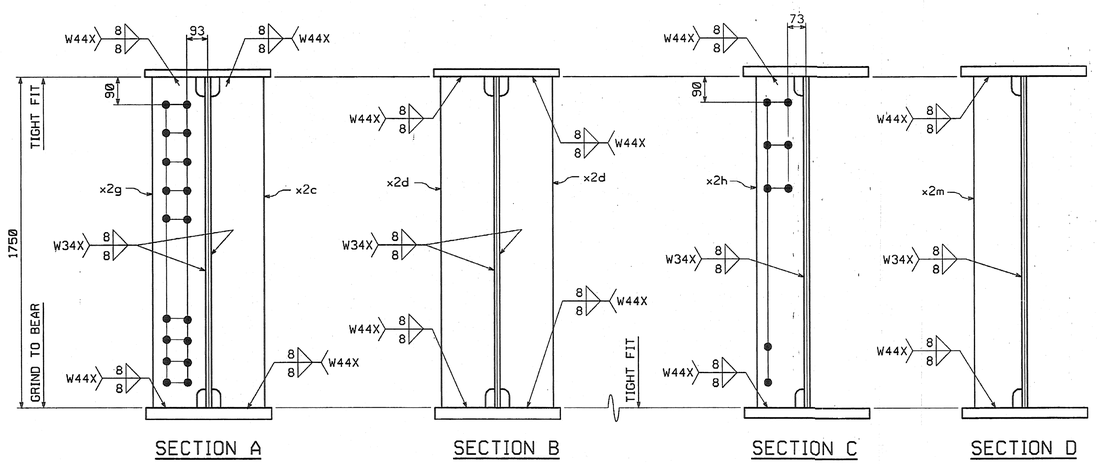





ORIENTATION DIAGRAM

## SHOP NOTE

**HOLES:** 15/16" ø (U.N.)

**BOLTS:** NONE

**PAINT:** NONE

FOR GENERAL SHOP NOTES, SEE DWG. GN1.
FOR WEB CAMBER DIAGRAM, SEE DWG. WC3.

## BILL OF MATERIAL

| NO. | MARK | DESCRIPTION | LENGTH | REMARKS | GRP. | ITEM | SHIP. WT. KG. EA. |
|---|---|---|---|---|---|---|---|
| ONE | G5K | GIRDER | | | | | 20 860 |
| | | | | | | | |
| ~~1~~ | ~~w1~~ | ~~PL 16 x 1750~~ | ~~19 906~~ | ~~(T)~~ | ~~3~~ | ~~9~~ | ~~4374.84~~ |
| 1 | w2 | PL 16 x 1750 | 23 608 | (T) 43506 | 3 | 7 | ~~5188.44~~ |
| 1 | t1 | PL 22 x 450 | 22 320 | (T) | 4 | 23 | ~~1734.40~~ |
| 1 | t2 | PL 32 x 450 | 6 300 | (T) | 4 | 15 | ~~712.07~~ |
| 1 | t3 | PL 65 x 450 | 8 600 | (T) | 4 | 3 | ~~1974.44~~ |
| 1 | t4 | PL 32 x 450 | 6 289 | (T) | 4 | 15 | ~~710.83~~ |
| 1 | b1 | PL 22 x 450 | 22 297 | (T) | 4 | 24 | ~~1732.61~~ |
| 1 | b2 | PL 32 x 450 | 6 300 | (T) | 4 | 15 | ~~712.07~~ |
| 1 | b3 | PL 65 x 450 | 8 600 | (T) | 4 | 3 | ~~1974.44~~ |
| 1 | b4 | PL 32 x 450 | 6 307 | (T) | 4 | 14 | ~~712.86~~ |
| | | | | | | | |
| 2 | x1a | PL 12 x 1600 | 400 | (T) | 6 | 1 | ~~60.28~~ |
| 1 | x1b | PL 14 x 450 | 790 | (T) | 6 | 6 | ~~39.06~~ |
| 2 | x1c | PL 16 x 200 | 790 | (T) | 6 | 5 | ~~19.84~~ |
| 1 | x1k | PL 18 x 450 | 492 | FILL | 6 | 4 | 31.28 |
| 1 | x1t | PL 18 x 450 | 492 | FILL | 6 | 4 | 31.28 |
| 1 | x1w | PL 14 x 450 | 790 | (T) | 6 | 6 | ~~39.06~~ |
| 2 | x1y | PL 16 x 200 | 790 | (T) | 6 | 5 | ~~19.84~~ |
| 1 | x2c | PL 38 x 200 | 1 750 | | 7 | 1 | ~~104.39~~ |
| 2 | x2d | PL 38 x 200 | 1 750 | | 7 | 1 | ~~104.39~~ |
| 1 | x2g | PL 38 x 200 | 1 750 | | 7 | 1 | ~~104.39~~ |
| 5 | x2h | PL 12 x 180 | 1 750 | | 7 | 4 | ~~29.67~~ |
| 4 | x2m | PL 12 x 180 | 1 750 | * | 7 | 4 | ~~29.67~~ |
| 1 | x2ac | PL 6 x 115 | 301 | Vo 1=79650 | 7 | 5 | ~~1.63~~ |
| | | | | | | | |
| | | | | | | | |
| | | | | | | | |
| TOTAL WEIGHT THIS SHEET: | | | ~~20853.86~~ | | kgs | | |

9562.73
1734.60
712.15
1974.67
710.91
1732.61
712.15
1974.67
712.94
120.58
39.07
39.69
89.07
39.69
104.41
208.81
104.41
148.37
118.69
0.62

* SEE SHEET 90 of 112

20853.60 kg JMR 8-1-06

| NO. | REVISION | BY | DATE |
|---|---|---|---|
| 1 | INCREASE LENGTHS TO SATISFY REQUIREMENTS FOR LENGTH @ MEAN TEMPERATURE OF 45°F. | JSA | 9/17/04 |

HIGH STEEL STRUCTURES, INC.
1770 Hempstead Road
Lancaster, PA 17605-0008
Phone 717/299-5211
A Division of High Industries, Inc.

GIRDER G5K

VT 78 OVER MISSISQUOI BAY, BRIDGE NO. 2
VT 78 STA.10+970.425 TO STA.12+059.775
TOWNS OF ALBURG AND SWANTON
COUNTIES OF GRAND ISLE AND FRANKLIN
STATE OF VERMONT, AGENCY OF TRANSPORTATION

STATE CONTRACT OR REF. NO. BRF-036-1(1)
CONTRACTOR CIANBRO CORPORATION
IN CHARGE: GLIDDEN (IH) MADE BY: ERS CHK'D. BY: CS DATE: 8-20-04
CONTRACT NUMBER: VT-04057-2 DRAWING NUMBER: 41 OF 112

CODE:30

SHOP DRAWING REVIEW

☒ REVIEWED AS REQUIRED BY THE CONSTRUCTION CONTRACT DOCUMENTS AND APPROVED, BUT ONLY FOR CONFORMANCE TO THE DESIGN CONCEPT OF THE WORK AND SUBJECT TO FURTHER LIMITATIONS AND REQUIREMENTS CONTAINED IN THE CONSTRUCTION CONTRACT DOCUMENTS.
☐ REVISE AND RESUBMIT
☐ REJECTED
☐ RECEIPT ONLY

CONSIDERATION OF THE COMPLETENESS OF THE SHOP DRAWINGS SHALL THE REVIEW DO NOT RELIEVE CONTRACTOR FROM FULLY COMPLYING WITH THE PLANS AND SPECIFICATIONS. THE OFFICE IS ONLY FOR REVIEW OF GENERAL CONFORMANCE WITH THE DESIGN CONCEPT OF THE PROJECT AS SHOWN ON THE PLANS AND INDICATED IN THE CONTRACT DOCUMENTS. THE CONTRACTOR IS RESPONSIBLE FOR CONFIRMING AND CORRELATING ALL QUANTITIES AND DIMENSIONS, SELECTING FABRICATION PROCESSES AND TECHNIQUES OF CONSTRUCTION, COORDINATING THE WORK WITH THAT OF ALL OTHER TRADES, AND PERFORMING THE WORK IN A SAFE AND SATISFACTORY MANNER.

Vanasse Hangen Brustlin, Inc.
Engineers, Planners, and Scientists
8 Southwoods Blvd., Suite 300
Bedford, NH 03110 603-641-0333

Job Number: 5.09.11
Reviewed By: SGM
Date: 11/10/04

PLOTTED: 9/20/2004 1:05:54 PM BY: dpuntar