METRIC

METRIC 1. ALL DIMENSIONS ARE IN MILLIMETERS UNLESS OTHERWISE NOTED.
2. ALL WEIGHTS ARE IN KILOGRAMS.

FED. ROAD DIV. NO.	STATE	FED. AID PROJ. NO.
	VT	

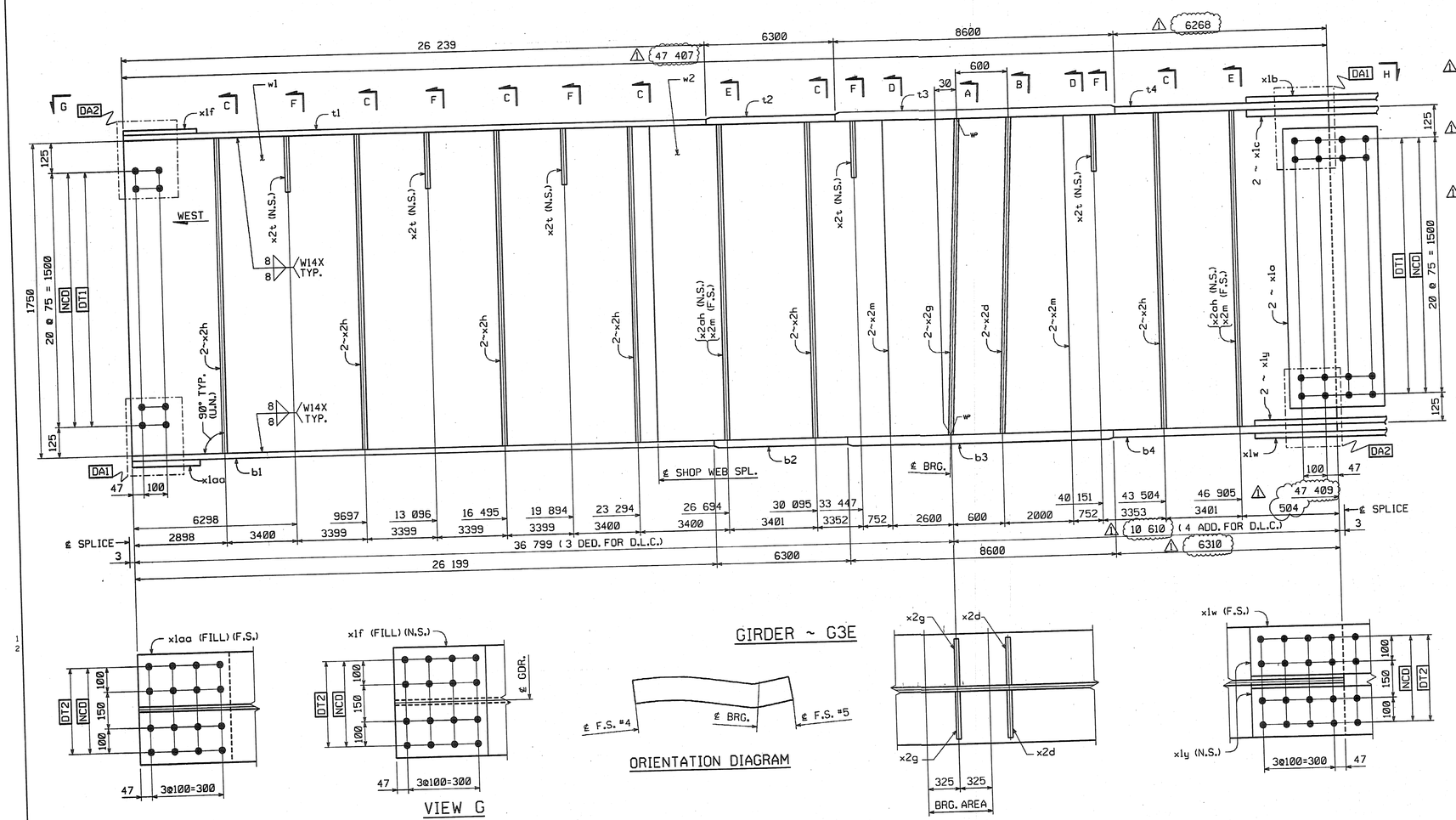

BILL OF MATERIAL

NO.	MARK	DESCRIPTION	LENGTH	REMARKS	GRP.	ITEM	SHIP. WT. KG. EA.
ONE	G3E	GIRDER					22 640
~~1~~	w1	PL 16 x 1750	23 810	(T)	3	6	~~5232.84~~ 10420.50
1	w2	PL 16 x 1750	~~23 609~~ 47408	(T)	3	2	~~5188.66~~ 10420.25
1	t1	PL 22 x 450	26 239	(T)	4	18	~~2038.93~~ 2039.16
1	t2	PL 32 x 450	6 300	(T)	4	15	~~712.07~~ 712.15
1	t3	PL 65 x 450	8 600	(T)	4	3	~~1974.44~~ 1974.67
1	t4	PL 32 x 450	~~6 269~~ 6268	(T)	4	16	~~708.57~~ 708.53
1	b1	PL 22 x 450	26 199	(T)	4	20	~~2035.82~~ 2036.06
1	b2	PL 32 x 450	6 300	(T)	4	15	~~712.07~~ 712.15
1	b3	PL 65 x 450	8 600	(T)	4	3	~~1974.44~~ 1974.67
1	b4	PL 32 x 450	~~6 311~~ 6310	(T)	4	14	~~713.31~~ 713.28
2	x1a	PL 12 x 1600	400	(T)	6	1	~~60.28~~ 120.58
1	x1b	PL 14 x 450	790	(T)	6	6	~~39.06~~ 39.07
2	x1c	PL 16 x 200	790	(T)	6	5	~~19.84~~ 39.69
1	x1f	PL 10 x 450	392	FILL	6	7	13.85
1	x1w	PL 14 x 450	790	(T)	6	6	~~39.06~~ 39.07
2	x1y	PL 16 x 200	790	(T)	6	5	~~19.84~~ 39.69
1	x1aa	PL 10 x 450	392	FILL	6	7	13.85
2	x2d	PL 38 x 200	1 750		7	1	~~104.39~~ 208.81
2	x2g	PL 38 x 200	1 750		7	1	~~104.39~~ 208.81
12	x2h	PL 12 x 180	1 750		7	4	~~29.67~~ 356.08
6	x2m	PL 12 x 180	1 750		7	4	~~29.67~~ 178.04
5	x2t	PL 14 x 180	310		7	3	~~6.13~~ 30.66
2	x2ah	PL 12 x 180	1 750		7	4	~~29.67~~ 59.35

TOTAL WEIGHT THIS SHEET: ~~22 638.53~~ 22638.72 kgs

JMR 7-25-06

226.8.55 kg 08-11-06

JMR 8-22-06

VIEW G

GIRDER ~ G3E

ORIENTATION DIAGRAM

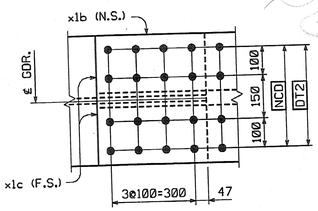

VIEW H

SHOP NOTE

HOLES: 15/16"ø
BOLTS: NONE
PAINT: NONE
FOR GENERAL SHOP NOTES, SEE DWG. GN1.
FOR WEB CAMBER DIAGRAM, SEE DWG. WC2.

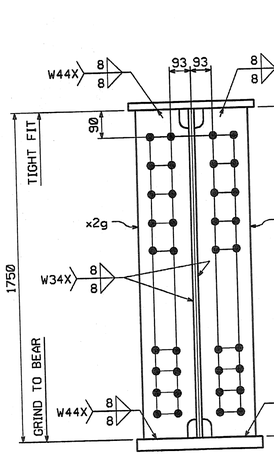

SECTION A

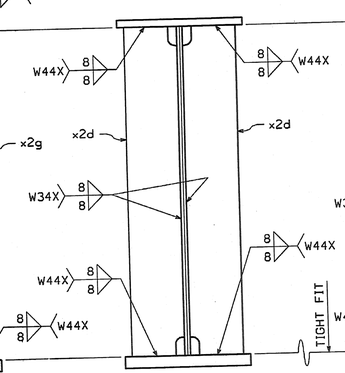

SECTION B

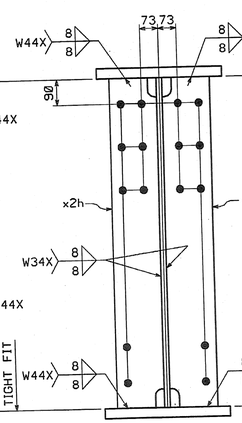

SECTION C

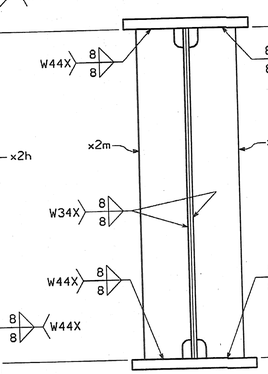

SECTION D

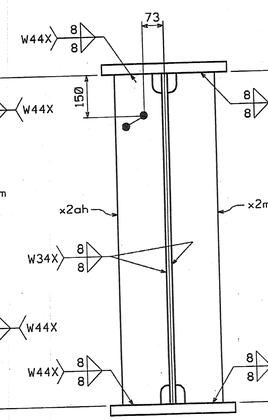

SECTION E

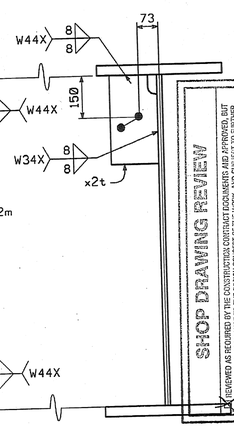

SECTION F

SHOP DRAWING REVIEW

CONFORMS AS REQUIRED BY THE CONSTRUCTION CONTRACT DOCUMENTS AND APPROVED, BUT ONLY FOR CONFORMANCE TO THE DESIGN CONCEPT OF THE WORK, AND SUBJECT TO FURTHER LIMITATIONS AND REQUIREMENTS CONTAINED IN THE CONSTRUCTION CONTRACT DOCUMENTS.

☐ REJECTED

CORRECTIONS OR COMMENTS MADE ON SHOP DRAWINGS DURING THIS REVIEW DO NOT RELIEVE THE CONTRACTOR FROM COMPLIANCE WITH REQUIREMENTS OF THE DRAWINGS AND SPECIFICATIONS. THIS CHECK IS ONLY FOR REVIEW OF GENERAL CONFORMANCE WITH THE DESIGN CONCEPT OF THE PROJECT AS EXPRESSED IN THE CONTRACT DOCUMENTS. IN THE ABSENCE OF WRITTEN COMMENTS, THE CONTRACTOR IS RESPONSIBLE FOR: CONFIRMING AND CORRELATING ALL QUANTITIES AND DIMENSIONS; SELECTING FABRICATION PROCESSES AND TECHNIQUES OF CONSTRUCTION; COORDINATING WORK WITH ALL OTHER TRADES; AND SATISFYING THE REQUIREMENTS OF THE WORK IN A SAFE AND SATISFACTORY MANNER.

Job Number: 5.05.1
Reviewed By: [illegible]
Date: 11/1/04

Vanasse Hangen Brustlin, Inc.
Engineers, Planners, and Scientists
54 Montpelier Street, Montpelier, VT 05602

NO.	REVISION	BY	DATE
	INCREASE LENGTHS TO SATISFY REQUIREMENTS FOR LENGTH @ MEAN TEMPERATURE OF 45°F.	DP	9/17/04

HIGH STEEL STRUCTURES, INC.
1770 Hempstead Road
Lancaster, PA 17605-0008
Phone 717/299-5211
A Division of High Industries, Inc.

GIRDER G3E
VT 78 OVER MISSISQUOI BAY, BRIDGE NO. 2
VT 78 STA.10+970.425 TO STA.12+059.775
TOWNS OF ALBURG AND SWANTON
COUNTIES OF GRAND ISLE AND FRANKLIN
STATE OF VERMONT, AGENCY OF TRANSPORTATION

STATE CONTRACT OR REF. NO. BRF-036-1(1)
CONTRACTOR CIANBRO CORPORATION
IN CHARGE: GLIDDEN (IH) MADE BY: ERS CHK'D. BY: CS DATE: 8-19-04
CONTRACT NUMBER: VT-04057-1 DRAWING NUMBER: 19 OF 112

CODE:30

PLOTTED: 9/28/2004 10:00:01 PM BY: dpanter