METRIC

1. ALL DIMENSIONS ARE IN MILLIMETERS UNLESS OTHERWISE NOTED.
2. ALL WEIGHTS ARE IN KILOGRAMS.

FED. ROAD DIV. NO.	STATE	FED. AID PROJ. NO.
	VT	

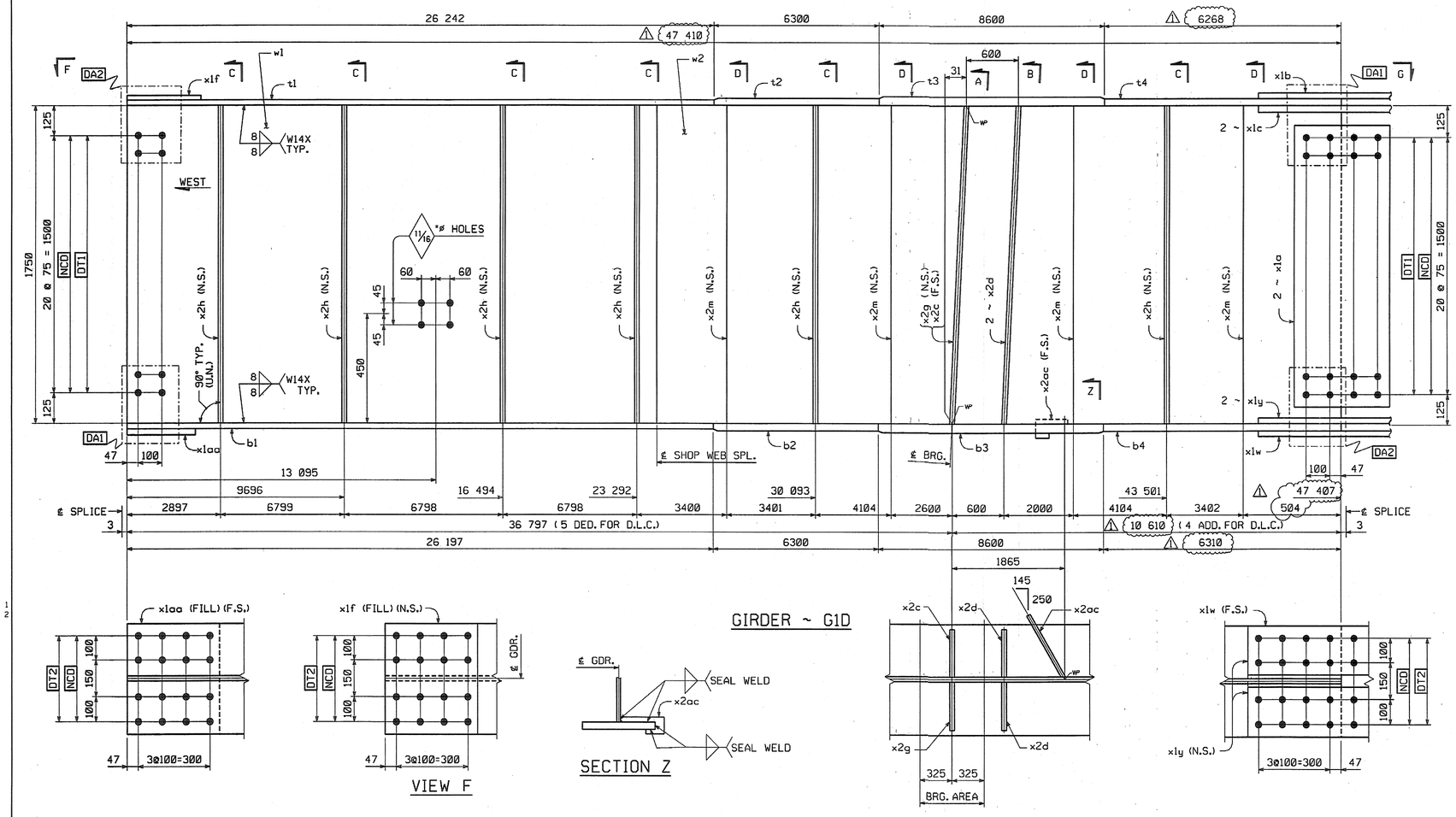

GIRDER ~ G1D

VIEW F

SECTION Z

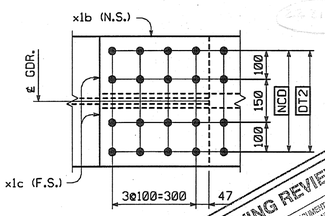

VIEW G

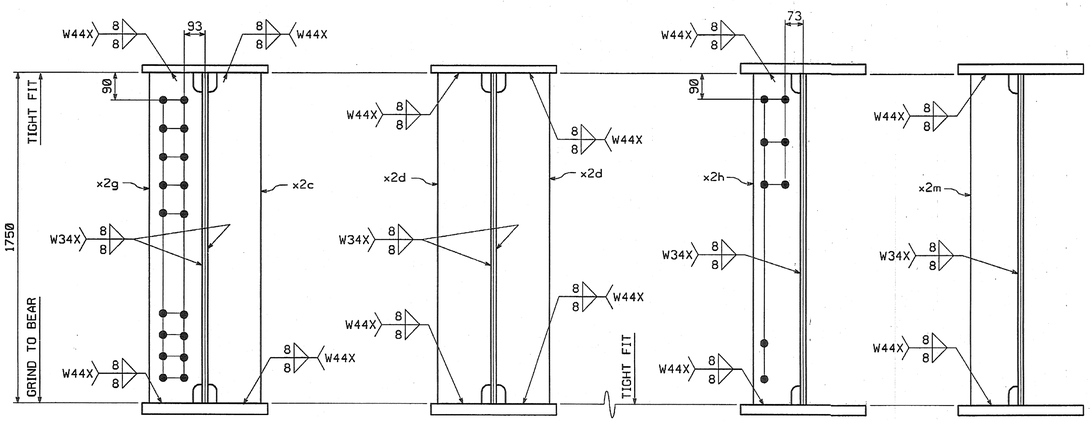

SECTION A SECTION B SECTION C SECTION D

ORIENTATION DIAGRAM

SHOP NOTE

HOLES: 15/16"ø (U.N.)
BOLTS: NONE
PAINT: NONE
FOR GENERAL SHOP NOTES, SEE DWG. GN1.
FOR WEB CAMBER DIAGRAM, SEE DWG. WC2.

BILL OF MATERIAL

NO.	MARK	DESCRIPTION	LENGTH	REMARKS	GRP.	ITEM	SHIP. WT. KG. EA.
ONE	G1D	GIRDER					22 320
1	w1	PL 16 x 1750	23 813	(T)	3	4	~~5233.50~~
1	w2	PL 16 x 1750	~~23 640~~	(T) 47,408'	3	2	~~5188.88~~
1	t1	PL 22 x 450	26 242	(T)	4	17	~~2039.16~~
1	t2	PL 32 x 450	6 300	(T)	4	15	~~712.07~~
1	t3	PL 65 x 450	8 601	(T)	4	2	~~1974.67~~
1	t4	PL 32 x 450	6 268	(T)	4	16	~~708.45~~
1	b1	PL 22 x 450	26 197	(T)	4	20	~~2035.67~~
1	b2	PL 32 x 450	6 300	(T)	4	15	~~712.07~~
1	b3	PL 65 x 450	8 601	(T)	4	2	~~1974.67~~
1	b4	PL 32 x 450	6 310	(T)	4	14	~~713.20~~
2	x1a	PL 12 x 1600	400	(T)	6	1	~~60.28~~
1	x1b	PL 14 x 450	790	(T)	6	6	~~39.06~~
2	x1c	PL 16 x 200	790	(T)	6	5	~~19.84~~
1	x1f	PL 10 x 450	392	FILL	6	7	13.85
1	x1w	PL 14 x 450	790	(T)	6	6	39.06
2	x1y	PL 16 x 200	790	(T)	6	5	~~19.84~~
1	x1aa	PL 10 x 450	392	FILL	6	7	13.85
1	x2c	PL 38 x 200	1 750		7	1	~~104.39~~
2	x2d	PL 38 x 200	1 750		7	1	~~104.39~~
1	x2g	PL 38 x 200	1 750		7	1	~~104.39~~
6	x2h	PL 12 x 180	1 750		7	4	~~29.67~~
4	x2m	PL 12 x 180	1 750		7	4	~~29.67~~
1	x2ac	PL 6 x ~~115~~	301	* vol = 79650 mm³	7	5	~~1.63~~