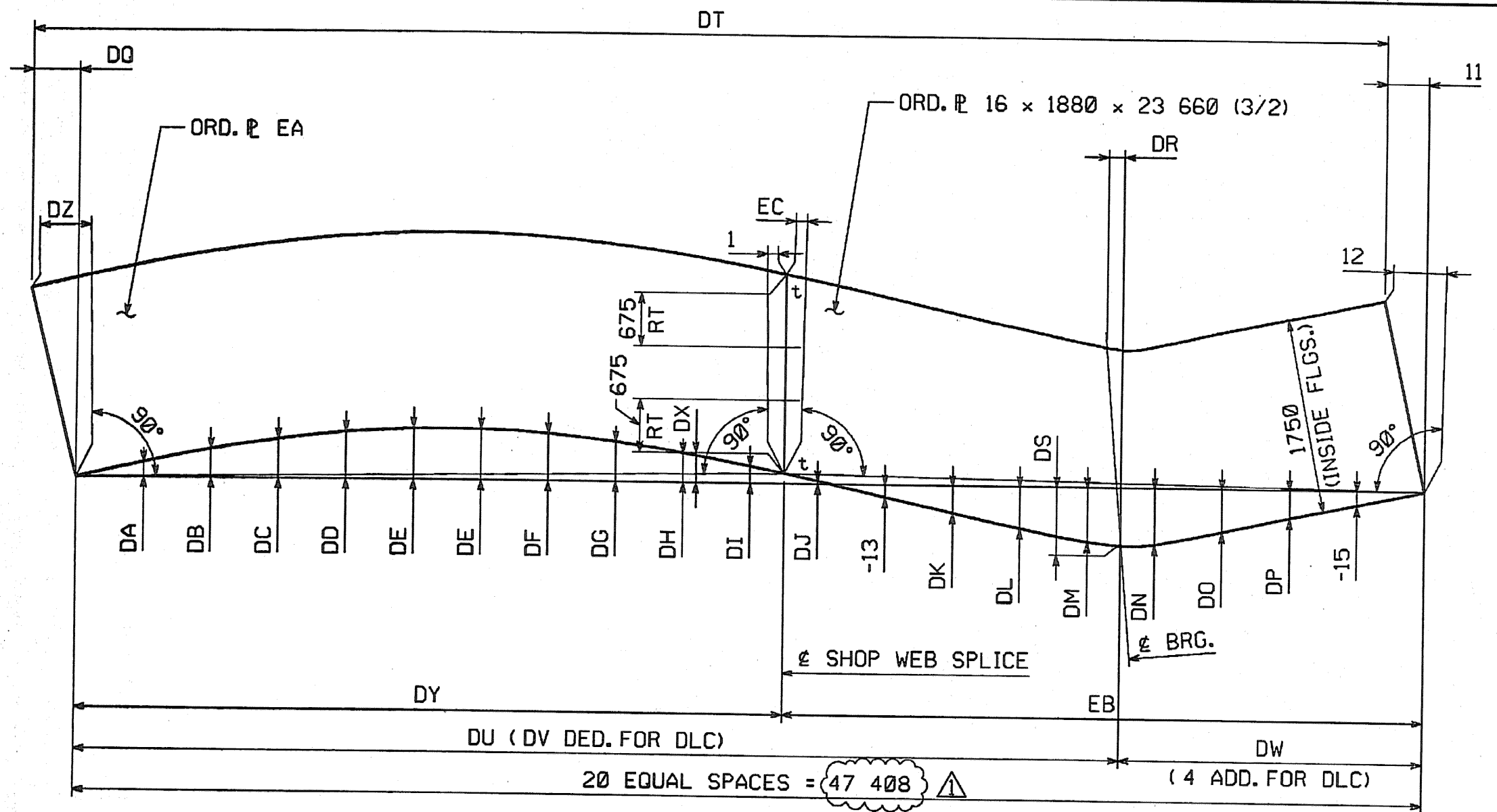


METRIC

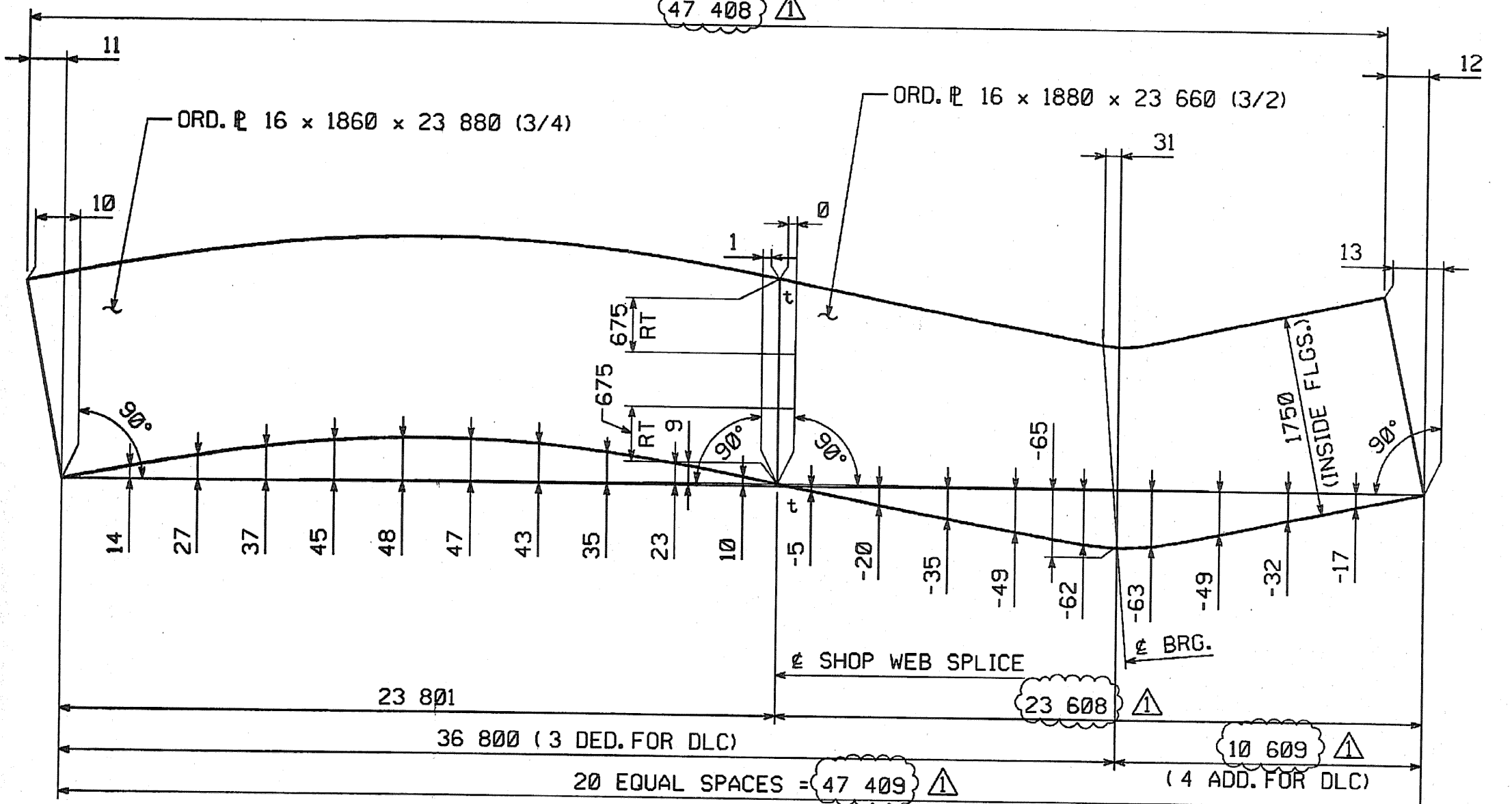
METRIC 1. ALL DIMENSIONS ARE IN MILLIMETERS UNLESS OTHERWISE NOTED.
 2. ALL WEIGHTS ARE IN KILOGRAMS.

FED. ROAD DIV. NO.	STATE	FED. AID PROJ. NO.
	VT	

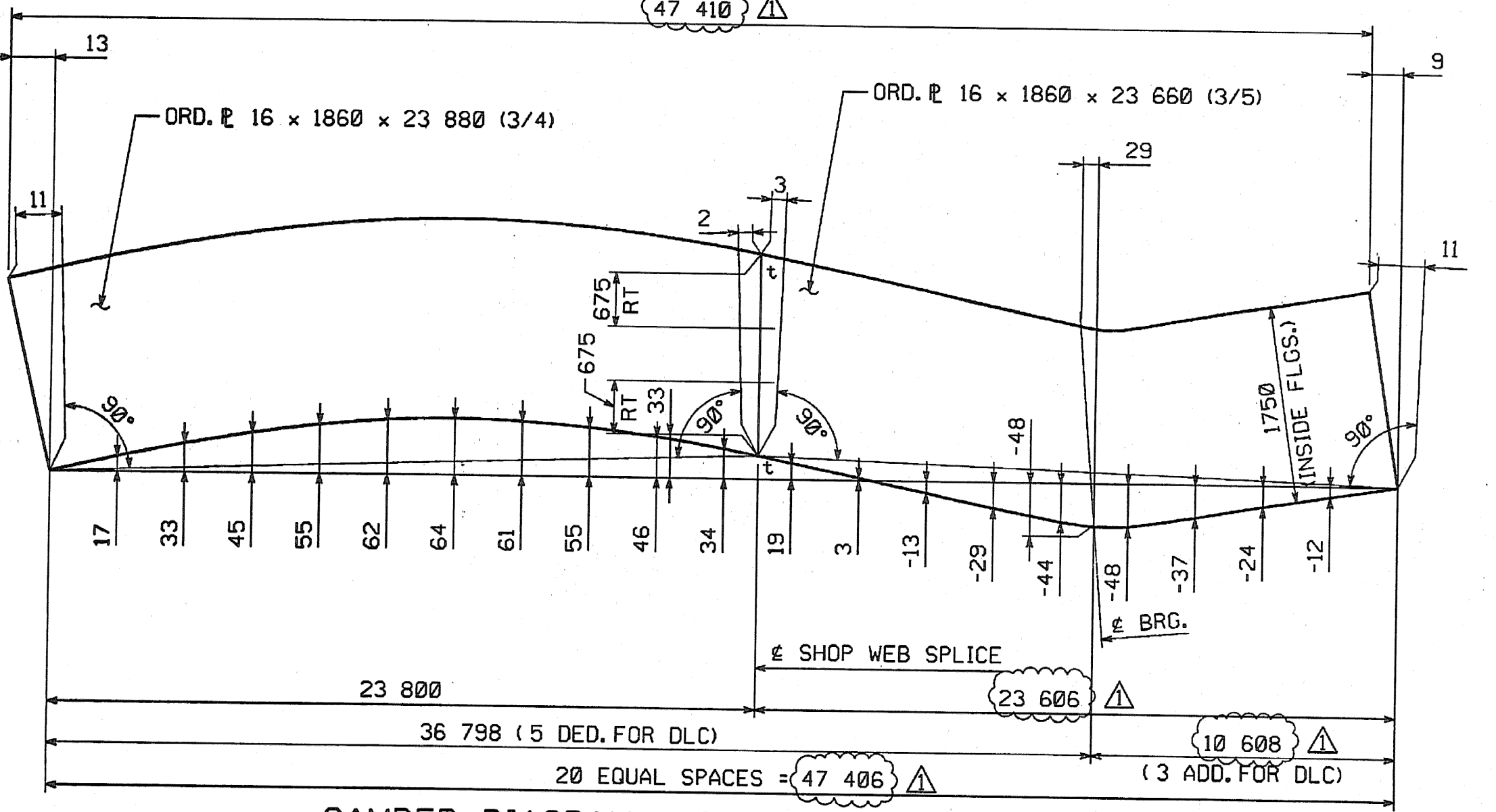


MARK	DA	DB	DC	DD	DE	DF	DG	DH	DI	DJ	DK	DL	DM	DN	DO	DP	DD	DR	DS	DT	DU	DV	DW	DX	DY	DZ
G9U THRU G12U	17	32	43	51	55	51	43	32	19	3	-29	-44	-57	-59	-45	-30	12	30	-60	47 409	36 799	5	10 609	18	23 800	11
G9V THRU G12V	15	28	39	47	51	48	40	30	17	2	-28	-42	-55	-57	-44	-29	10	31	-58	47 407	36 800	4	10 608	16	23 801	9

MARK	EA	EB	EC
G9U THRU G12U	16 x 1860 x 23 880 (3/4)	23 808	2
G9V THRU G12V	16 x 1840 x 23 880 (3/6)	23 607	1



CAMBER DIAGRAM - G9W, G10W, G11W, & G12W



CAMBER DIAGRAM - G9X, G10X, G11X, & G12X

NOTES:
 FOR WELDING DETAILS AND OTHER NOTES, SEE DWG. WC1.

SHOP DRAWING REVIEW

REVIEWED AS REQUIRED BY THE CONSTRUCTION CONTRACT DOCUMENTS AND APPROVED, BUT ONLY FOR CONFORMANCE TO THE DESIGN CONCEPT OF THE WORK, AND SUBJECT TO FURTHER LIMITATIONS AND REQUIREMENTS CONTAINED IN THE CONSTRUCTION CONTRACT DOCUMENTS.

REJECTED
 REVISE AND RESUBMIT
 FURNISH AS CORRECTED

CONSECTIONS OR COMMENTS MADE ON THE SHOP DRAWINGS DURING THIS REVIEW DO NOT RELIEVE CONTRACTOR FROM COMPLIANCE WITH REQUIREMENTS OF THE DRAWINGS AND SPECIFICATIONS. THIS CHECK IS ONLY FOR REVIEW OF GENERAL CONFORMANCE WITH THE DESIGN CONCEPT OF THE PROJECT AND GENERAL COMPLIANCE WITH THE INFORMATION GIVEN IN THE CONTRACT DOCUMENTS. THE CONTRACTOR IS RESPONSIBLE FOR CORRECTING AND CORRELATING ALL QUANTITIES AND UNDERSTANDING SELECTING FABRICATION PROCESSES AND TECHNIQUES OF CONSTRUCTION; COORDINATING HIS WORK WITH THAT OF ALL OTHER TRADES; AND PERFORMING HIS WORK IN A SAFE AND SATISFACTORY MANNER.

Reviewed By: *SMT*
 Date: 11/10/04

1	INCREASE LENGTHS TO SATISFY REQUIREMENTS FOR LENGTH @ MEAN TEMPERATURE OF 45°F.	DP	9/17/04
NO.	REVISION	BY	DATE

HIGH STEEL STRUCTURES, INC.

1770 Hempstead Road
 Lancaster, PA 17605-0008
 Phone 717/299-5211

STATE OF VERMONT, AGENCY OF TRANSPORTATION

CONTRACTOR: CIANBRO CORPORATION

IN CHARGE: GLIDDEN (IH) MADE BY: KMA CHK'D BY: SJA DATE: 7/9/04

CONTRACT NUMBER: VT-04057-3 DRAWING NUMBER: WC5 OF WC5

BY: dpanster
 PLOTTED: 9/28/2004 1:03:44 PM

CODE: 30