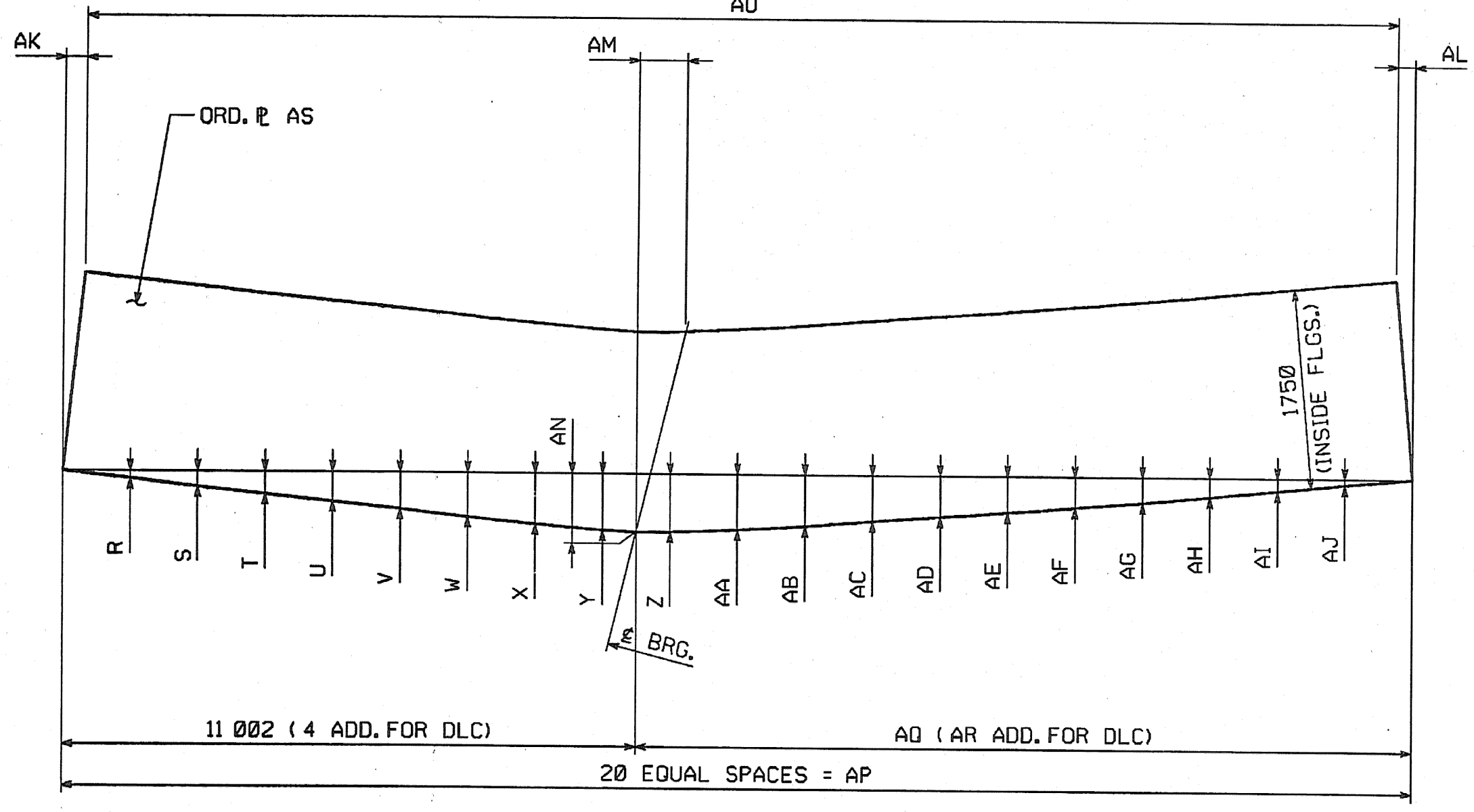


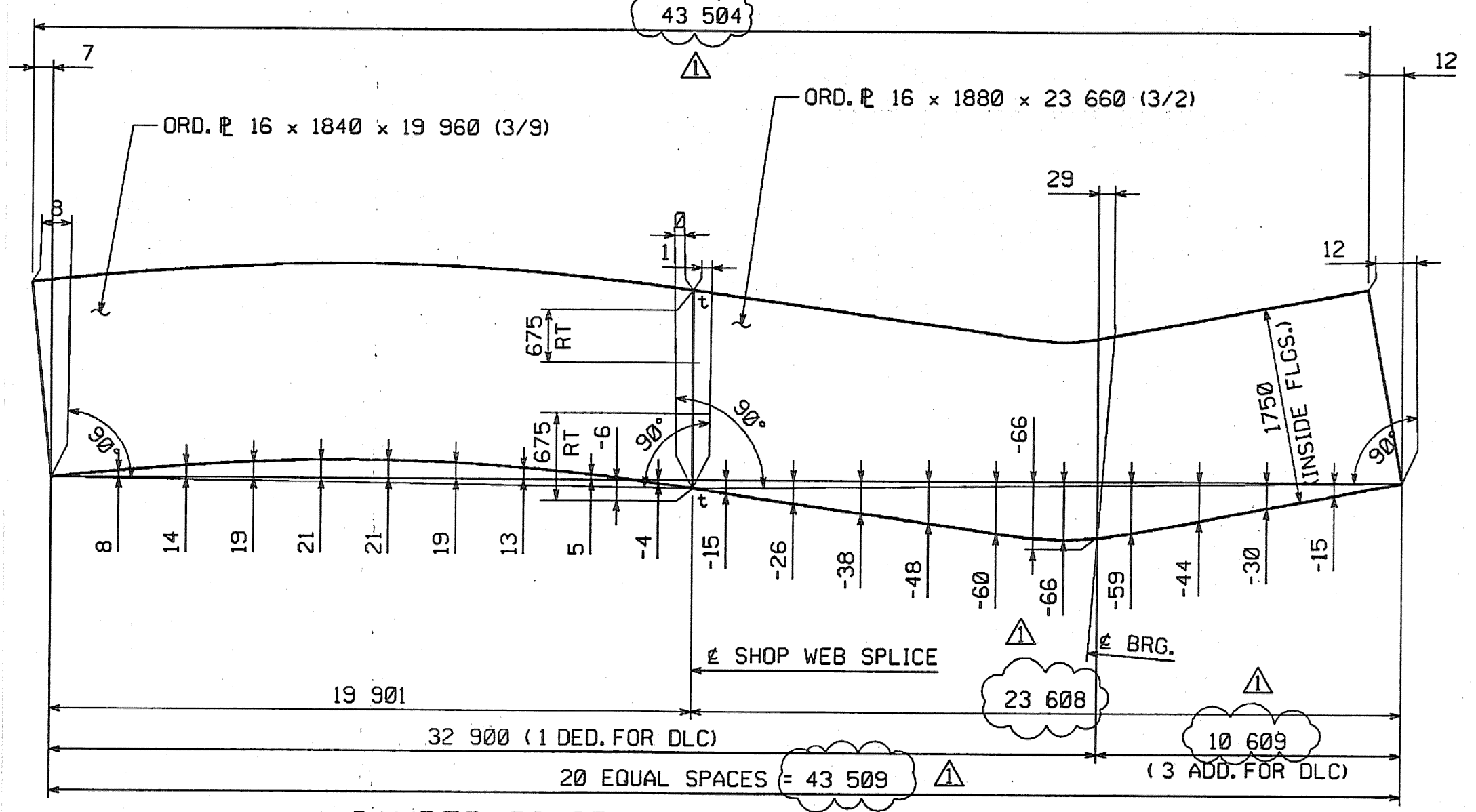
MARK	A	B	C	D	E	F	G	H	I	J	K	L	M	N	O	P	Q
G1A THRU G4A	25	48	70	89	106	121	132	140	145	46	13	23	35 976	35 966	29	19 975	10
G5I THRU G8I	24	47	69	88	105	120	131	139	144	47	9	24	35 980	35 965	25	19 974	11



MARK	R	S	T	U	V	W	X	Y	Z	AA	AB	AC	AD	AE	AF	AG	AH	AI	AJ	AK	AL	AM	AN	AO	AP	AQ	AR
G1B THRU G4B	-10	-21	-31	-41	-50	-61	-70	-78	-80	-76	-71	-63	-56	-50	-43	-35	-26	-18	-9	14	12	33	-79	25 489	25 515	14 513	5
G5J THRU G8J	-7	-13	-20	-25	-31	-36	-41	-45	-46	-45	-43	-39	-36	-32	-27	-22	-17	-11	-5	10	7	24	-46	25 496	25 513	14 511	6

MARK	AS
G1B THRU G4B	16 x 1860 x 25 560 (3/3)
G5J THRU G8J	16 x 1820 x 25 560 (3/12)

**METRIC** 1. ALL DIMENSIONS ARE IN MILLIMETERS UNLESS OTHERWISE NOTED. 2. ALL WEIGHTS ARE IN KILOGRAMS.



CAMBER DIAGRAM - G1C, G2C, G3C, & G4C

G1 THRU G4 = SHIPMENT 1  
 G5 THRU G8 = SHIPMENT 2  
 G9 THRU G12 = SHIPMENT 3

**SHOP DRAWING REVIEW**

REVIEWED AS REQUIRED BY THE CONSTRUCTION CONTRACT DOCUMENTS AND APPROVED, BUT ONLY FOR CONFORMANCE TO THE DESIGN CONCEPT OF THE WORK, AND SUBJECT TO FURTHER LIMITATIONS AND REQUIREMENTS CONTAINED IN THE CONSTRUCTION CONTRACT DOCUMENTS.

REJECTED  REVISE AND RESUBMIT  FURNISH AS CORRECTED

CORRECTING OR COMMENTS MADE ON THE SHOP DRAWINGS DURING THIS REVIEW DO NOT RELIEVE CONTRACTOR FROM COMPLIANCE WITH REQUIREMENTS OF THE DRAWINGS AND SPECIFICATIONS. THIS CHECK IS ONLY FOR REVIEW OF GENERAL CONFORMANCE WITH THE DESIGN CONCEPT OF THE PROJECT AND GENERAL COMPLIANCE WITH THE INFORMATION GIVEN IN THE CONTRACT DOCUMENTS. THE CONTRACTOR IS RESPONSIBLE FOR CONFIRMING AND CORRELATING ALL QUANTITIES AND DIMENSIONS; SELECTING FABRICATION PROCESSES AND TECHNIQUES OF CONSTRUCTION; COORDINATING HIS WORK WITH THAT OF ALL OTHER TRADES; AND PERFORMING HIS WORK IN A SAFE AND SATISFACTORY MANNER.

VHB Vanasse Hangen Brustlin, Inc. Job Number: 50411  
 Engineers, Planners, and Scientists Reviewed By: JPH  
 Six Bedford Farms, Kilton Rd. Date: 11/15/04  
 Bedford, NH 03110, 603.644.0800

**NOTES:**

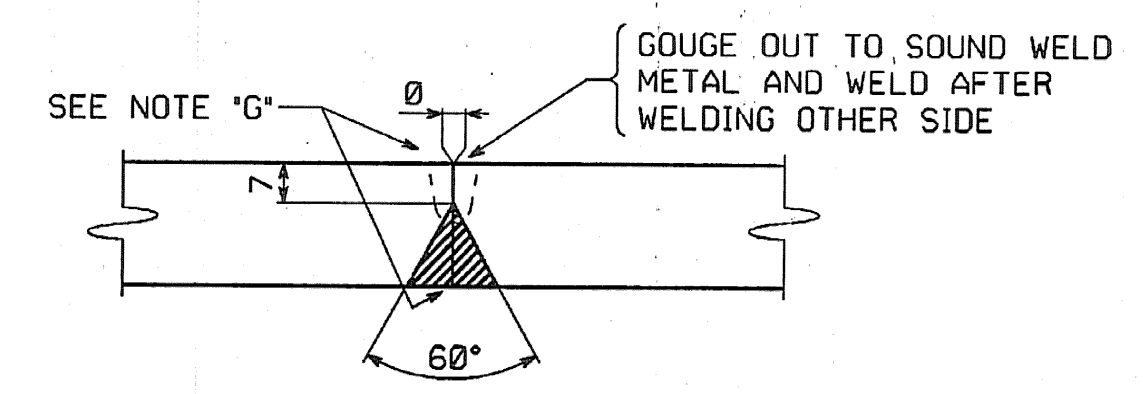
FOR GENERAL SHOP NOTES, SEE DRAWING GN1.

ALL WEB PLATES REQUIRE CHARPY V-NOTCH TEST.

NEGATIVE CAMBER ORDINATES INDICATE CURVE IS BELOW BASELINE.

THE LETTERS 'c' & 'c' AT WEB SPLICES INDICATE TENSION AND COMPRESSION EDGES AT SPLICES.

RT INDICATES RADIOGRAPHIC TESTING FOR 1/6 OF THE WEB DEPTH AT TENSION EDGE PLUS 25% OF THE REMAINDER.



**TYPICAL WEB PLATE SPLICE**  
 FOR WEB PLATES 13 mm TO 50 mm THICK (B-L2c-S)

**NOTE "G"**

ALL WELDS MAY HAVE A MAXIMUM REINFORCEMENT OF 3 mm. GRIND THE WELDS SMOOTH IN THE AREAS TO BE TESTED AND FOR THE FULL DEPTH OF WEB ON G1A, G1C, G1D, G1E, G1F, G1G, G1H, G1I, G1K, G1L, G1M, G1N, G1O, G1P, G1Q, G1R, G1S, G1T, G1U, G1V, G1W, G1X, G1Y, G1Z (F.S.) AND G4A, G4C, G4D, G4E, G4F, G4G, G4H, G4I, G4K, G4L, G4M, G4N, G4O, G4P, G4Q, G4R, G4S, G4T, G4U, G4V, G4W, G4X, G4Y, G4Z (N.S.).

NO.	REVISION	DP	DATE
		9/17/04	
1770 Hempstead Road Lancaster, PA 17605-0008 Phone 717/299-5200 <b>HIGH STEEL STRUCTURES, INC.</b> A Division of High Industries, Inc.			
WEB CAMBER DIAGRAMS			
VT 78 OVER MISSISQUOI BAY, BRIDGE NO. 2			
VT 78 STA.10+970.425 TO STA.12+059.775			
TOWNS OF ALBURN AND SWANTON			
COUNTIES OF GRAND ISLE AND FRANKLIN			
STATE OF VERMONT, AGENCY OF TRANSPORTATION			
STATE CONTRACT OR REF. NO. BRF-036-1(1)			
CONTRACTOR CIAMBRO CORPORATION			
IN CHARGE: GLIDDEN (IH)		MADE BY: KMA	CHK'D BY: SJA DATE: 7/9/04
CONTRACT NUMBER: VT-04057-1,2&3		DRAWING NUMBER: WC1 OF WC5	