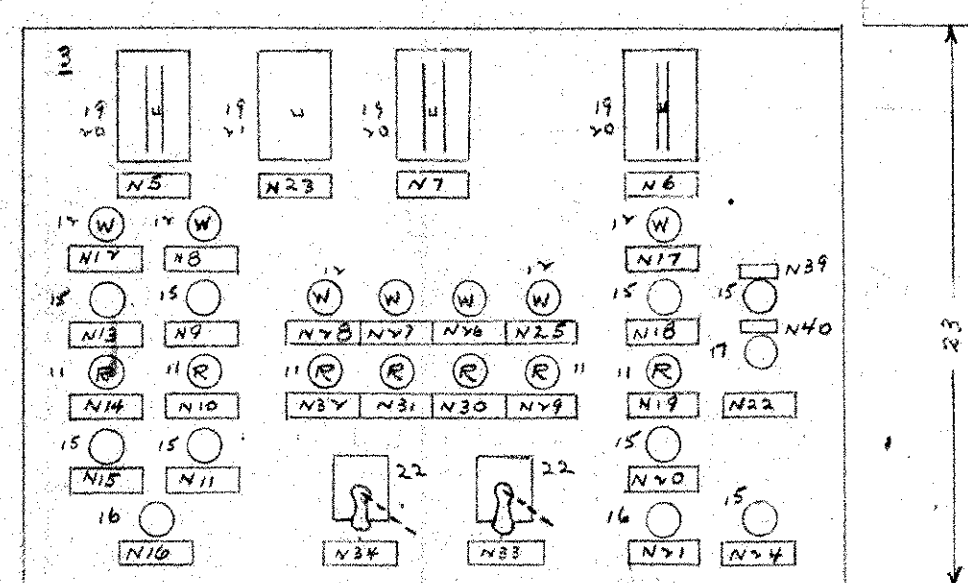
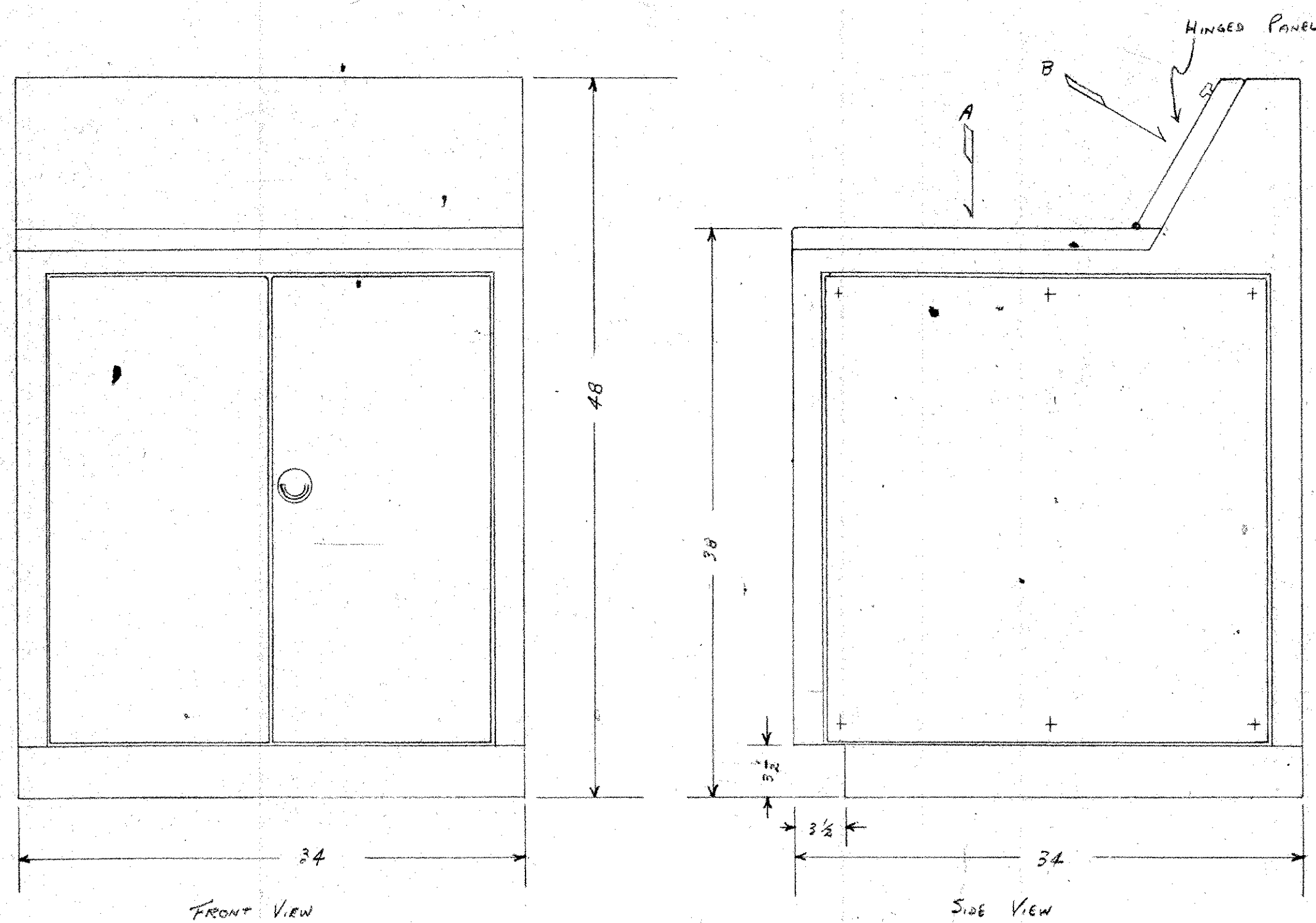


VIEW IN DIRECTION OF ARROW "B"



VIEW IN DIRECTION OF ARROW "A"



NAMEPLATE TABLE

LINE NO.	FIRST LINE	SECOND LINE	THIRD LINE	DEL. INDUSTRY FA. NO.	QTY.
N1	VOLTMETER SWITCH			1	1
N2	AMMETER SWITCH			1	1
N3	SOUTH LEAF	POSITION		2	1
N4	NORTH LEAF	POSITION		1	1
N5	GATE CONTROL	BYPASS		1	1
N6	LOCK CONTROL	BYPASS		1	1
N7	LEAF CONTROL	BYPASS		1	1
N8	SOUTH TRAFFIC GATE	RAISED		1	1
N9	SOUTH TRAFFIC GATE	LOWERED		1	1
N10	SOUTH TRAFFIC GATE	LOWERED		1	1
N11	SOUTH TRAFFIC GATE	LOWERED		1	1
N12	NORTH TRAFFIC GATE	RAISED		1	1
N13	NORTH TRAFFIC GATE	RAISED		1	1
N14	NORTH TRAFFIC GATE	LOWERED		1	1
N15	NORTH TRAFFIC GATE	LOWERED		1	1
N16	TRAFFIC GATES	STOP		1	1
N17	BRIDGE LOCK	ENGAGED		1	1
N18	BRIDGE LOCK	ENGAGE		1	1
N19	BRIDGE LOCK	DISENGAGED		1	1
N20	BRIDGE LOCK	DISENGAGE		1	1
N21	BRIDGE LOCK	STOP		2	1
N22	TRAFFIC SIGNALS			1	1
N23	INDICATING LIGHTS			1	1
N24	NAVIGATION SIGN			1	1
N25	SOUTH MACHINERY	BRAKE SET		2	1
N26	SOUTH MOTOR	BRAKE SET		1	1
N27	NORTH MOTOR	BRAKE SET		1	1
N28	NORTH MACHINERY	BRAKE SET		1	1
N29	SOUTH MACHINERY	BRAKE RELEASES		1	1
N30	SOUTH MOTOR	BRAKE RELEASES		1	1
N31	NORTH MOTOR	BRAKE RELEASES		1	1
N32	NORTH MACHINERY	BRAKE RELEASES		1	1
N33	SOUTH MACHINERY	BRAKE CONTROL		1	1
N34	NORTH MACHINERY	BRAKE CONTROL		2	1
N35	FULLY CLOSED			4	2
N36	NEARLY CLOSED			4	2
N37	NEARLY OPEN			4	2
N38	FULLY OPEN			4	2
N39	GO			4	1
N40	STOP			4	1

ITEM	APPARATUS	STYLE NO.	QTY.
1	DESK		1
2	PANEL - 1/8 S.S. - 16x24		REF. PS-
3	PANEL - 1/8 S.S. - 23x34		REF. PS-
4			
5			
6	KA-25 VOLTMETER - 0-700V	ITEM 1 OF M.S.	1
7	TYPE W VOLTMETER SWITCH - 3B	1173014	1
8	KA-25 AMMETER - 0-300A	ITEM 2 OF M.S.	1
9	TYPE W AMMETER SWITCH - 3B	1040745	1
10	TYPE OT INDICATING LIGHT ASSY - 110V.	1513107	22
11	RED LENS FOR IT 10	1513158	9
12	WHITE LENS FOR IT 10	1577476	9
13	AMBER LENS FOR IT 10	1513156	4
14			
15	TYPE OT PB OPERATOR - STD. BLACK	1470133	8
16	TYPE OT PB OPERATOR - STD. RED	1470134	2
17	TYPE OT PB OPERATOR - RED MAINTAINED CONTACT	1470877	1
18	TYPE OT CONTACT BLOCK FOR IT 15, 16, 17	1420011	10
19	TUMBLER SWITCH - 2P-ST-20A-250V IT-7 JWG-50-C-25		4
20	SEALABLE COVER FOR IT 19 - LWS 1 DWG 50-C-25		3
21	COVERPLATE FOR IT 19 - IT-6 DWG 50-C-25		1
22	TYPE W SWITCH	1530055	BRAKES 2
23	NAMEPLATE FOR IT 22		2
24	NP - #28509 (1X3) ENGRAVE PER LINES N1-N3		1
25	NP - #28518 (9X11/4) - ENGRAVE PER LINES N35 TO N40		1
26	NAMEPLATE - #43658		1
27	DRESS NAMEPLATE - .6"		1
28	SELF-PAVING SCREENS		AKRIS
29	TERMINAL BLOCK (EST. 50)		
30	MFG. FOR IT 29		
31	SPACE HEATER 32.24 375 WATT	1239009	1
32	MFG. FOR IT 31		
33	CONTROL CABLE - 400 FT OF #12-0B1 DIA CABLE #74194		1
34	FLEXIBLE CABLE - 200 FT OF #11-000 CABLE #74194		1


CONSTRUCTION NOTES:

- HINGED DOORS WITH FLUSH RING-TYPE LATCHES ON FRONT
- REMOVABLE COVERS ON BOTH ENDS.
- TO BE CONSTRUCTED OF 1/8" STRETCHER LEVEL SHEET STEEL.
- FINISH - INSIDE & OUTSIDE - ONE COAT ZINC CHROMATE (YELLOW) PLUS TWO COATS LIGHT GREY (MACH TOOL) LACQUER.
- ALL WIRING AND TERMINALS TO BE ACCESSIBLE FROM FRONT.
- NAMEPLATES TO BE BLACK ANODIZED ALUMINUM.

DWG ROOM

REFERENCE DWG - GEN'L ASSY - 30-A-9257
 DIAG - 30-A-9261

DESK DWG - 33-A-6794
 DIAG - 33-A-6796



GRAND ISLAND - NORTH HERO BRIDGE
 STATE OF VERMONT
 S.O. RU-3707

CONTRACT DESIG - GEN'L ASSY
 S.O. 24-5-84

W.E. Johnson 10/2/50