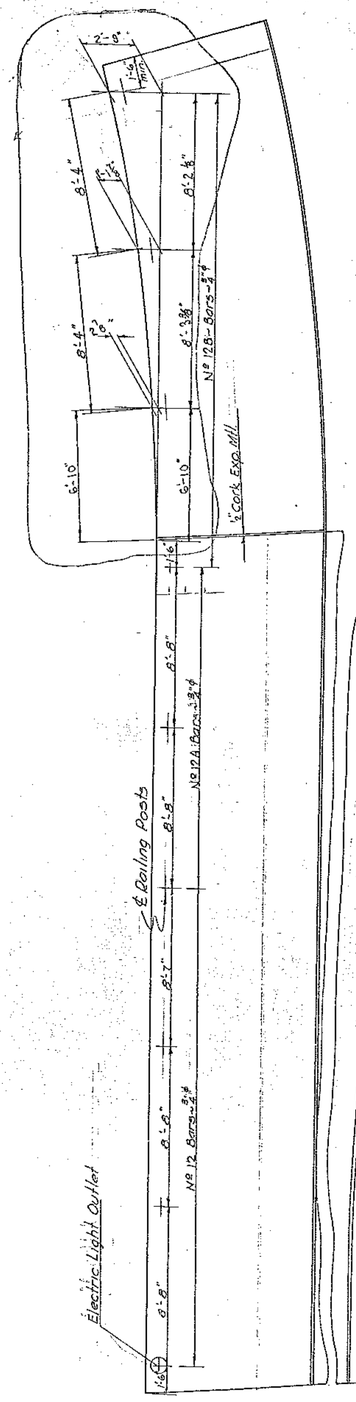

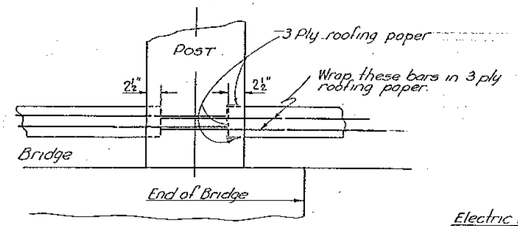

RAIL STEEL AT EXPANSION JOINT
scale: 1" = 1'-0"

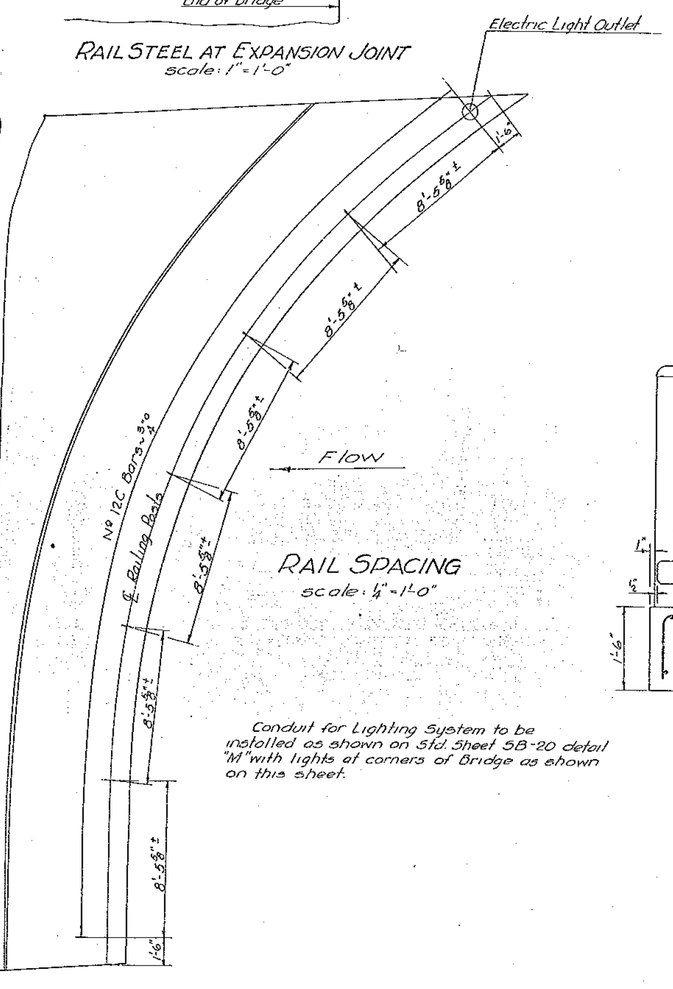

RAIL SPACING
scale: ¼" = 1'-0"

Conduit for Lighting System to be installed as shown on Std. Sheet 5B-20 detail "M" with lights at corners of Bridge as shown on this sheet.

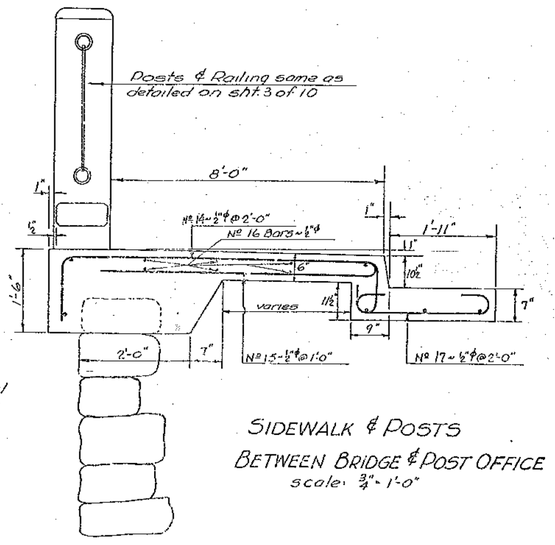

SIDEWALK & POSTS
BETWEEN BRIDGE & POST OFFICE
scale: ¾" = 1'-0"

BAR	SIZE	NO.	T.L.	X	Y	DETAIL
1	⅝"ϕ	56	22'-2"	4'-0"		
A		4	22'-5"	4'-3"		
B		3	22'-11"	4'-9"		
C		2	23'-8"	5'-6"		
D		2	24'-2"	6'-0"		
E		2	24'-9"	6'-7"		
F		2	25'-8"	7'-6"		
G		2	26'-7"	8'-5"		
H		2	27'-9"	9'-7"		
J		2	29'-2"	11'-0"		
K		1	30'-6"	12'-4"		
L	⅝"ϕ	1	31'-4"	13'-2"		
M	⅝"ϕ	1	33'-7"	1'-8"		
P		1	33'-9"	1'-10"		
Q		1	34'-9"	2'-10"		
R		1	35'-11"	4'-0"		
S		1	37'-1"	5'-2"		
1T		1	38'-8"	6'-4"		
1V	⅝"ϕ	1	39'-5"	7'-6"		
2	⅝"ϕ	42	28'-2"	22'-0"		
A		13	16'-0"	13'-10"		
B		4	15'-3"	14'-1"		
C		3	15'-9"	14'-7"		
D		2	16'-6"	15'-4"		
E		2	17'-0"	15'-10"		
F		2	17'-7"	16'-5"		
G		2	18'-6"	17'-4"		
H		2	19'-6"	18'-3"		
J		2	21'-0"	19'-10"		
K		2	22'-1"	20'-11"		
L		1	23'-4"	22'-2"		
M		1	25'-2"	24'-0"		
N		1	25'-6"	24'-4"		
P		1	26'-6"	25'-4"		
Q		1	27'-6"	26'-4"		
R		1	28'-6"	27'-4"		
S		1	30'-0"	28'-10"		
2T	⅝"ϕ	1	31'-0"	29'-10"		
3	⅝"ϕ	42	30'-6"			
A		13	10'-9"			
B		4	11'-0"			
C		3	11'-6"			
D		2	12'-3"			
E		2	12'-9"			
F		2	13'-4"			
G		2	14'-3"			straight
H		2	15'-2"			
J		2	16'-4"			
K		2	17'-10"			
L		1	19'-1"			
M		1	20'-11"			
N		1	21'-3"			
P		1	22'-3"			
Q		1	23'-3"			
R		1	24'-3"			
S		1	25'-9"			
3T	⅝"ϕ	1	26'-9"			
4	⅝"ϕ	147	24'-1"			straight
5	½"ϕ	68	9'-11"			
5A	½"ϕ	81	7'-8"			
6	½"ϕ	28	23'-11"			
A		2	31'-6"			
B		2	20'-0"			
C		2	24'-6"			
D		4	28'-0"			
E		2	30'-0"			straight
F		2	31'-0"			
G		4	29'-0"			
H		2	36'-3"			
J		2	37'-6"			
6K	⅝"ϕ	2	40'-0"			
7B	1"ϕ	4	45'-9"	42'-3"		
C		4	42'-3"	38'-9"		
E		2	43'-4"	39'-10"		
G		2	40'-4"	36'-10"		
K		4	37'-4"	33'-10"		
M	1"ϕ	4	20'-0"	16'-6"		
T	1⅛"ϕ	12	23'-6"	20'-0"		
A	1¼"ϕ	32	46'-5"	44'-11"		
D		1	43'-4"	39'-10"		
F		1	40'-4"	36'-10"		
H		2	37'-4"	33'-10"		
P	1¼"ϕ	24	40'-9"	37'-3"		

BAR	SIZE	NO.	T.L.	X	Y	DETAIL
8	½"ϕ	191	8'-4"	1'-1¾"	2'-8"	
A		53	10'-1"	1'-1¾"	3'-7"	
B		1	10'-6"	1'-1¾"		
C		1	10'-7"	1'-0"		
D		1	10'-8"	1'-1"		
E		1	10'-9"	1'-10"		
F		1	10'-10"	1'-11½"		
G		1	10'-11"	2'-0⅜"		
H		1	11'-1"	2'-2"		
J		1	11'-2"	2'-3½"		
K		1	11'-4"	2'-5"		
L		1	11'-6"	2'-6¾"		
M		1	11'-8"	2'-9"		
N		1	11'-10"	2'-11½"		
P		1	12'-1"	3'-2"		
Q		1	12'-3"	3'-4½"		
R		1	12'-6"	3'-7½"		
AA		1	10'-5"	1'-6¼"	3'-7"	
AB		4	10'-4"	1'-5⅝"		
AC		1	10'-6"	1'-8"		
AD		2	10'-8"	1'-9½"		
AE		1	10'-9"	1'-10⅝"		
AF		1	10'-11"	2'-0⅞"		
AG		1	10'-10"	1'-11⅝"		
AH		1	10'-9"	1'-10¼"		
AK		1	10'-7"	1'-8½"		
AM		1	10'-6"	1'-7½"		
AP		1	10'-5"	1'-6¼"		
8AR	½"ϕ	1	10'-3"	1'-4"	3'-7"	
9	¼"ϕ	144	3'-6"			straight 5'-0"
10	1"ϕ	64	6'-4½"			
11	⅝"ϕ	28	5'-2"			8" 45° 3" 2'-0"
12	⅜"ϕ	4	27'-9"			
12A	⅜"ϕ	4	19'-2"			straight
12B	⅜"ϕ	4	26'-10	25'-10		
12C	⅜"ϕ	8	27'-8"			
13	1¼"ϕ	16	3'-0"			Straight
			APPROACH SIDEWALK STEEL			
14	⅝"ϕ	13	11'-9"			R=2" 8'-5" 0'-2" 1'-0" 9½" 4" R=2" 4" R=2"
15	½"ϕ	26	8'-9"			7'-11"
16	⅝"ϕ	12	26'-0"			straight
17	½"ϕ	13	3'-8"			4" R=2" 4" 2'-0"
18	⅜"ϕ	27	24'-4"			straight (chair bars)
19	⅜"ϕ	40	25'-6"			straight

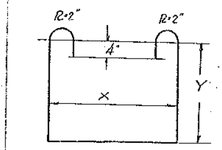

Bars D, E, F, G, H, & K hooks to be at 90° to each other.

BARTON
ORLEANS VILLAGE BRIDGE
S.A. 29-1946
scale as noted

ESTIMATED QUANTITIES

Approach Rail Walk [illegible]
1" per foot JFP 9/3/48

Reinforcing Steel	36,645 Lbs.
Concrete Class "A"	159 c.y.
Structural Steel	3550 Lbs.

Surveyed by
Designed by L.M.B.
Drawn by H.W.S.
Traced by H.W.S.
Checked by J.L.H. EXCEPT Quantities.
Series No. Files
Sheet 4 of 10 Sheets