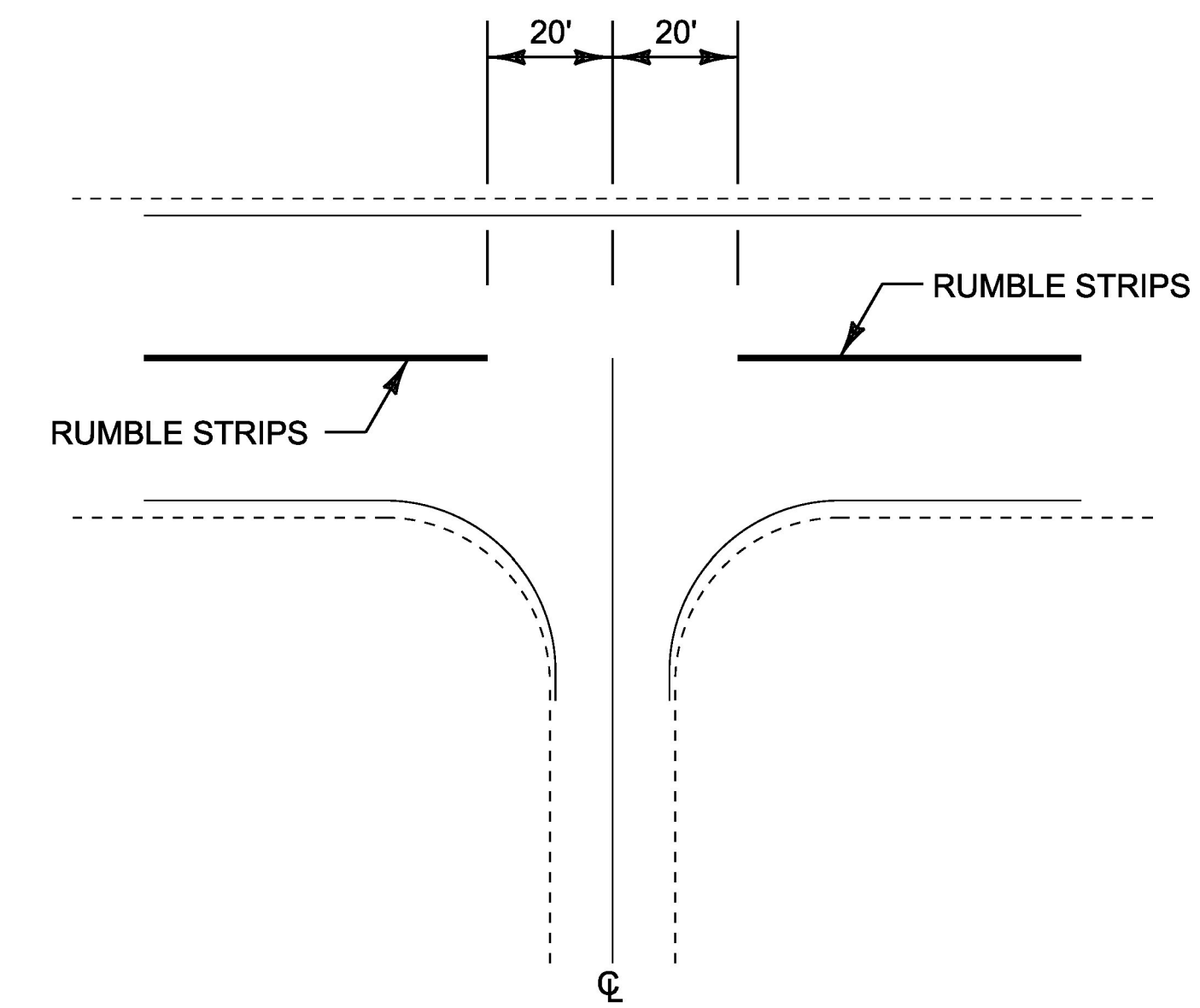
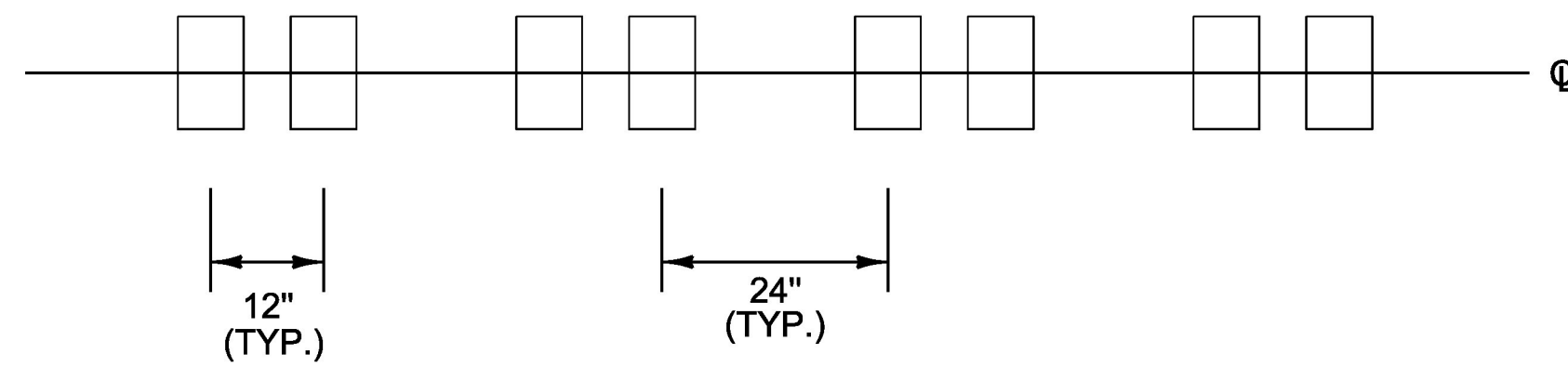


PAVEMENT MARKINGS DETAIL



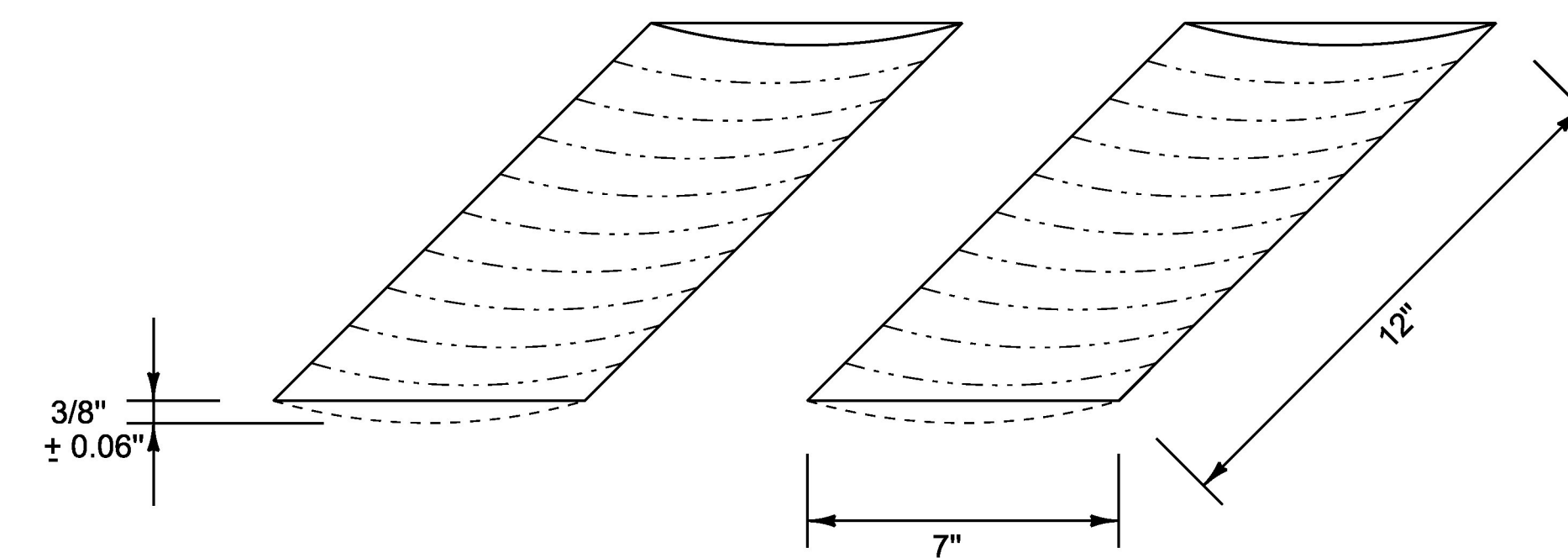
INTERSECTION DETAIL



RUMBLE STRIP LAYOUT

NOTES:

1. CENTERLINE RUMBLE STRIPS NOT TO EXTEND BEYOND CENTERLINE WHEN CENTERLINE IS A DOUBLE YELLOW LINE, WITH OR WITHOUT A PASSING ZONE.
2. CENTERLINE RUMBLE STRIP TO BE PLACED ALONG CENTERLINE OF ROADWAY.
3. CENTERLINE RUMBLE STRIP TO STOP 20 FEET PRIOR TO THE CENTERLINE OF AN INTERSECTION.
4. PRIOR TO APPLICATION OF FINAL PAVEMENT MARKINGS, TWO APPLICATIONS OF SPECIAL PROVISION (FOG SEAL SURFACE TREATMENT) SHALL BE APPLIED TO THE COMPLETED CENTERLINE RUMBLE STRIP AT THE RATE OF 0.15 GAL/SY (+/- 0.05 GAL/SY), OR AS DIRECTED BY THE ENGINEER.
5. TRAFFIC SHALL BE KEPT OFF CENTERLINE FOR A MINIMUM OF TWO HOURS UNTIL CURING IS COMPLETE AND UNTIL FOG SEAL SURFACE TREATMENT WILL NOT "PICK-UP" UNDER TRAFFIC, OR AS DIRECTED BY THE ENGINEER.
6. THE WIDTH OF PLACEMENT FOR SPECIAL PROVISION (FOG SEAL SURFACE TREATMENT) SHALL NOT EXCEED THE WIDTH OF MILLED RUMBLE STRIPS BY MORE THAN 1" ON EITHER SIDE OF CENTERLINE.
7. REFER TO HSDEI 17-101, GUIDELINES FOR MILLED RUMBLE STRIPS, FOR GUIDANCE ON FIELD DETERMINATION OF RUMBLE STRIP PLACEMENT.
8. THE CONTRACTOR SHOULD TEST MILLING EQUIPMENT PRIOR TO PLACING RUMBLE STRIPS, TO CONFIRM THE MILLING PATTERN IS TO THE ENGINEER'S SATISFACTION.



RUMBLE STRIP DETAIL

PROJECT NAME:	STATEWIDE
PROJECT NUMBER:	HES RMBL(4)
FILE NAME: 17+090.dgn	PLOT DATE: 25-JUN-2018
PROJECT LEADER: M. BOGACZYK	DRAWN BY: B. GROSE
DESIGNED BY: B. GROSE	CHECKED BY: M. LACROIX
DETAIL SHEET	SHEET 2 OF 5