

STONE FILL, TYPE J  
SLOPE EROSION PREVENTION WITH GUARDRAIL  
STA. 79+00 TO 79+81, LT  
(SEE SHEET 168)

STEEL BEAM GUARDRAIL, GALVANIZED  
STA. 79+68.0 TO 79+80.5, LT

ANCHOR FOR STEEL BEAM RAIL  
STA. 79+80.5, LT

REMOVE AND RESET GUARDRAIL  
STA. 79+00.0 TO 79+68.0, LT

REMOVAL AND DISPOSAL OF GUARDRAIL  
STA. 79+68 TO 79+80.5, LT

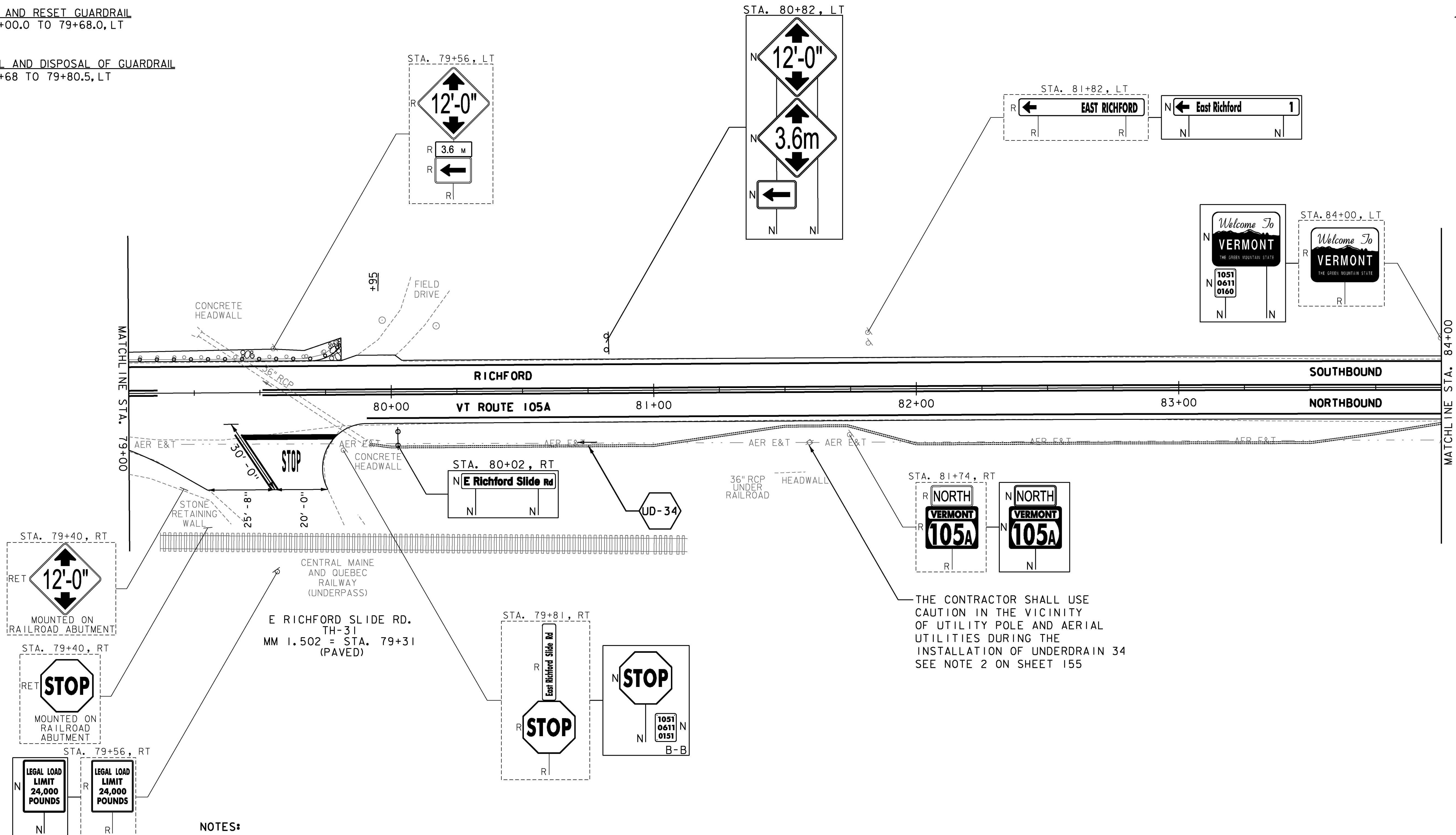
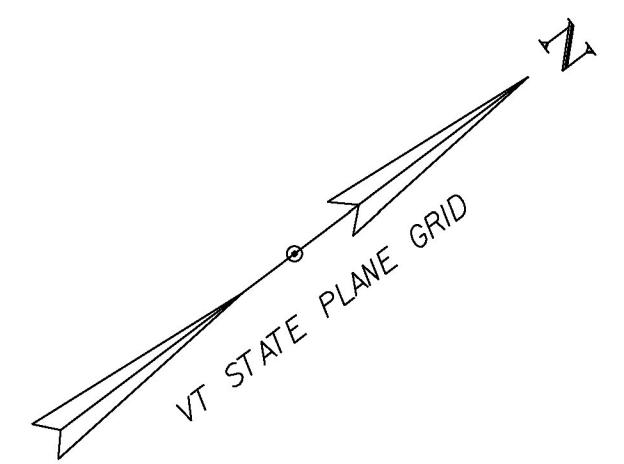
DURABLE 4 INCH WHITE LINE, (OPTION CC BID ITEMS)  
TEMPORARY 4 INCH WHITE LINE, PAINT  
(ALL LINES WILL INCLUDE EDGE LINE BREAKS  
AND RADII FOR SIDE ROADS)  
STA. 79+00 TO 84+00, SOLID LT & RT

DURABLE 4 INCH YELLOW LINE, (OPTION DD BID ITEMS)  
TEMPORARY 4 INCH YELLOW LINE, PAINT  
(ALL LINES WILL INCLUDE  $\phi$  BREAKS FOR SIDE ROADS)  
STA. 79+00 TO 84+00, SOLID LT & RT  
STA. 79+31, DOUBLE SOLID RT (E. RICHFORD SLIDE RD. TH-31)

DURABLE 24 INCH STOP BAR, (OPTION EE BID ITEMS)  
TEMPORARY 24 INCH STOP BAR, PAINT  
STA. 79+31, RT (E RICHFORD SLIDE RD. TH-31)

DURABLE LETTER OR SYMBOL, (OPTION FF BID ITEMS)  
TEMPORARY LETTER OR SYMBOL, PAINT  
STA. 79+31, RT "STOP" (E RICHFORD SLIDE RD. TH-31)

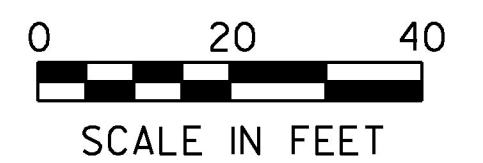
REMOVING SIGNS  
AS SHOWN - 10



- NOTES:**
- FOR LEGENDS SEE SHEETS 3 & 176.
  - ALL EXISTING SIGNS NOT SHOWN ON THE PLANS SHALL BE RETAINED.
  - ALL UTILITY LOCATIONS SHOWN ARE APPROXIMATE AND SHOULD BE VERIFIED PRIOR TO ANY WORK COMMENCING.

UD-34 STA. 79+91 TO 86+75, RT  
CONSTRUCT 6 INCH UNDERDRAIN PIPE,  
SEE SHEETS 165 & 166 FOR DETAILS AND  
ASSOCIATED QUANTITIES

THE CONTRACTOR SHALL USE CAUTION IN THE VICINITY OF UTILITY POLE AND AERIAL UTILITIES DURING THE INSTALLATION OF UNDERDRAIN 34 SEE NOTE 2 ON SHEET 155



PROJECT NAME:	RICHFORD
PROJECT NUMBER:	STP 2916(I)
FILE NAME:	z10c234bdr.dgn
DESIGNED BY:	G. BURGMEIER
PROJECT LEADER:	G. EDWARDS
CHECKED BY:	J. LITTLE
PLAN SHEET 17	
PLOT DATE:	4/2/2018
DRAWN BY:	G. BURGMEIER
SHEET	193 OF 222

