

STONE FILL, TYPE I
 SLOPE STABILIZATION WITH STONE LINED DITCH
 STA. 59+00 TO 64+00, RT
 (SEE SHEET 158)

REMOVE AND RESET GUARDRAIL
 STA. 63+86.5 TO 64+00.0, LT

DURABLE 4 INCH WHITE LINE, (OPTION CC BID ITEMS)
 TEMPORARY 4 INCH WHITE LINE, PAINT
 (ALL LINES WILL INCLUDE EDGE LINE BREAKS
 AND RADII FOR SIDE ROADS)
 STA. 59+00 TO 64+00, SOLID LT & RT

DURABLE 4 INCH YELLOW LINE, (OPTION DD BID ITEMS)
 TEMPORARY 4 INCH YELLOW LINE, PAINT
 (ALL LINES WILL INCLUDE $\frac{1}{2}$ BREAKS FOR SIDE ROADS)
 STA. 59+00 TO 64+00, SOLID LT & RT

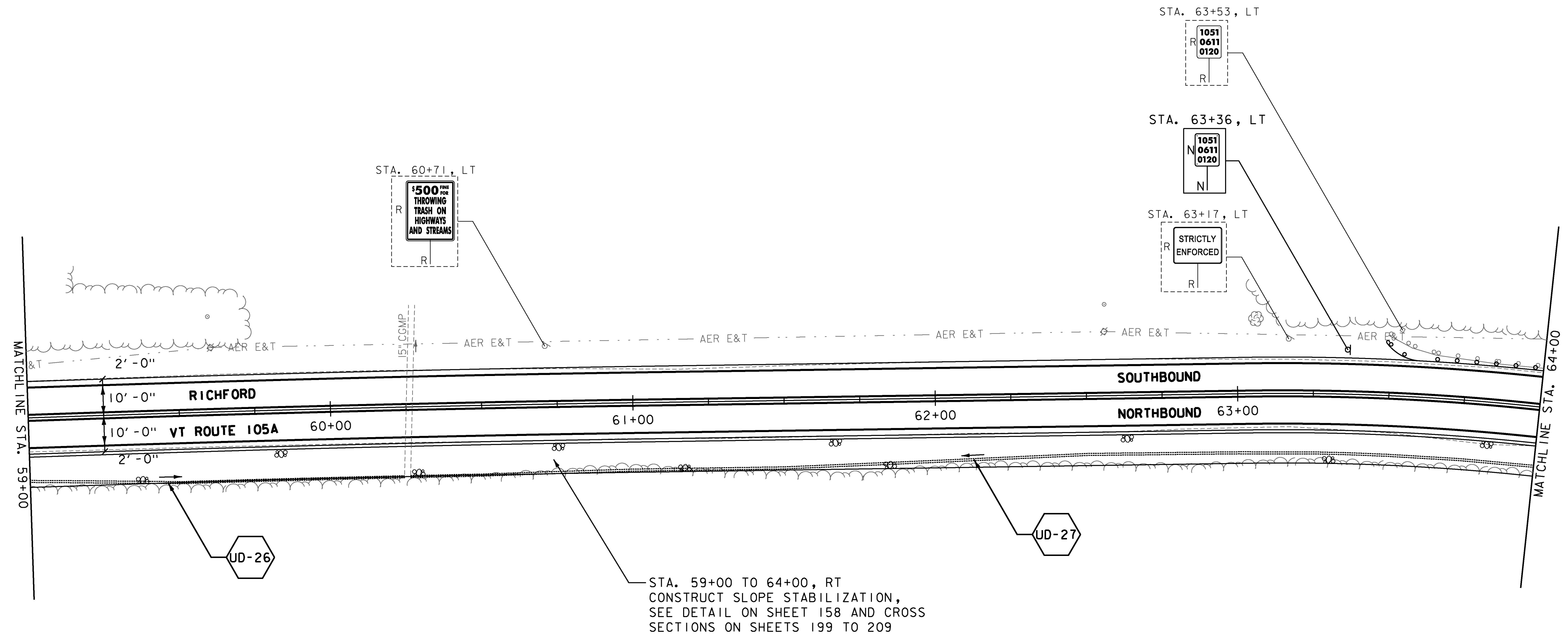
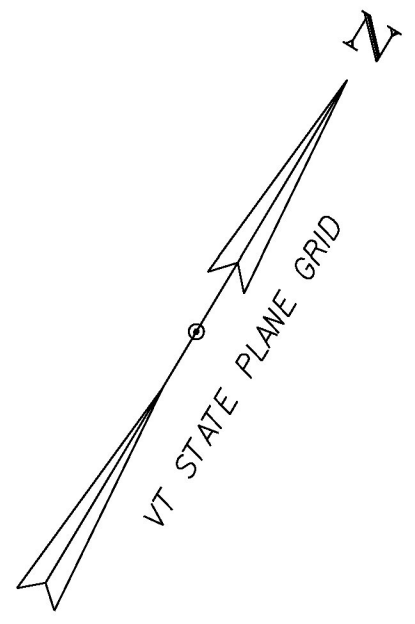
GRUBBING MATERIAL (6")
 SLOPE STABILIZATION WITH STONE LINED DITCH
 STA. 59+00 TO 64+00, RT
 (SEE SHEET 158)

STEEL BEAM GUARDRAIL, GALVANIZED
 STA. 63+49.0 TO 63+86.5, LT

REMOVAL AND DISPOSAL OF GUARDRAIL
 STA. 63+49.0 TO 63+86.5, LT

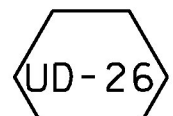

REMOVING SIGNS
 AS SHOWN - 3

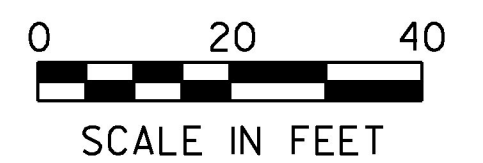
ANCHOR FOR STEEL BEAM RAIL
 STA. 63+49.0, LT



NOTES:

1. FOR LEGENDS SEE SHEETS 3 & 176.
2. ALL EXISTING SIGNS NOT SHOWN ON THE PLANS SHALL BE RETAINED.
3. ALL UTILITY LOCATIONS SHOWN ARE APPROXIMATE AND SHOULD BE VERIFIED PRIOR TO ANY WORK COMMENCING.

- 
 STA. 58+57 TO 60+24, RT
 CONSTRUCT 6 INCH UNDERDRAIN PIPE,
 SEE SHEETS 165 & 166 FOR DETAILS AND
 ASSOCIATED QUANTITIES
- 
 STA. 60+26 TO 64+71, RT
 CONSTRUCT 6 INCH UNDERDRAIN PIPE,
 SEE SHEETS 165 & 166 FOR DETAILS AND
 ASSOCIATED QUANTITIES



PROJECT NAME: RICHFORD	
PROJECT NUMBER: STP 2916(I)	
FILE NAME: z10c234bdr.dgn	PLOT DATE: 4/2/2018
PROJECT LEADER: G. EDWARDS	DRAWN BY: G. BURGMEIER
DESIGNED BY: G. BURGMEIER	CHECKED BY: J. LITTLE
PLAN SHEET 13	SHEET 189 OF 222

