

REHAB. DIS. CBS OR MHS, CLASS I OR II
STA. 16+67, RT

RELOCATE MAILBOX, SINGLE SUPPORT
STA. 18+37, RT

REMOVE AND RESET GUARDRAIL
STA. 14+00.0 TO 19+00.0, LT

DURABLE 4 INCH WHITE LINE, (OPTION CC BID ITEMS)
TEMPORARY 4 INCH WHITE LINE, PAINT
(ALL LINES WILL INCLUDE EDGE LINE BREAKS
AND RADII FOR SIDE ROADS)
STA. 14+00 TO 19+00, SOLID LT & RT

DURABLE 4 INCH YELLOW LINE, (OPTION DD BID ITEMS)
TEMPORARY 4 INCH YELLOW LINE, PAINT
(ALL LINES WILL INCLUDE C BREAKS FOR SIDE ROADS)
STA. 14+00 TO 19+00, SOLID LT & RT

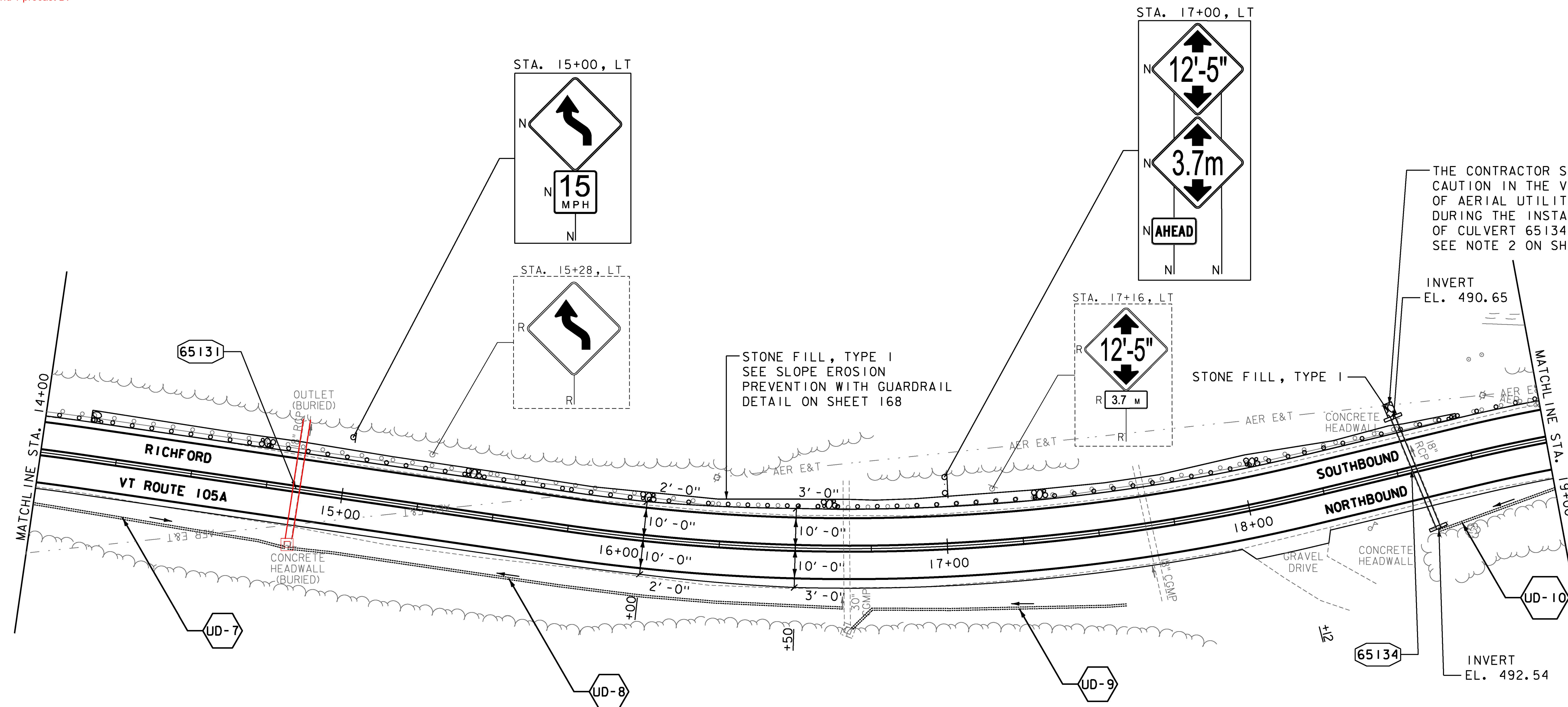
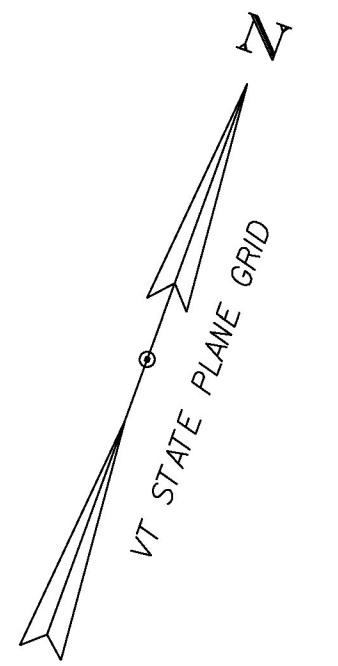
SPECIAL PROVISION (CORING CONCRETE)
STA. 16+67, RT (DI)

REMOVING SIGNS
AS SHOWN - 3

STONE FILL, TYPE I
SLOPE EROSION PREVENTION WITH GUARDRAIL
STA. 14+15 TO 18+73, LT
(SEE SHEET 168)

DI and 18" CPEP

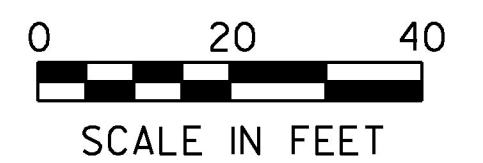
14+85 RT-LT 40 LF OF 18" CPEP and 1 precast DI



- NOTES:**
- FOR LEGENDS SEE SHEETS 3 & 176.
 - ALL EXISTING SIGNS NOT SHOWN ON THE PLANS SHALL BE RETAINED.
 - ALL UTILITY LOCATIONS SHOWN ARE APPROXIMATE AND SHOULD BE VERIFIED PRIOR TO ANY WORK COMMENCING.
 - SEE SHEETS 174 TO 176 FOR CULVERT INFORMATION & DETAILS.

- UD-7 STA. 13+00 TO 14+84, RT
CONSTRUCT 6 INCH UNDERDRAIN PIPE,
SEE SHEETS 165 & 166 FOR DETAILS AND
ASSOCIATED QUANTITIES
- UD-8 STA. 14+85 TO 16+66, RT
CONSTRUCT 6 INCH UNDERDRAIN PIPE,
SEE SHEETS 165 & 166 FOR DETAILS AND
ASSOCIATED QUANTITIES
- UD-9 STA. 16+67 TO 17+55, RT
CONSTRUCT 6 INCH UNDERDRAIN PIPE,
CORE EXISTING DI TO OUTLET
NEW UNDERDRAIN ELEV. 492.12
SEE SHEETS 165 & 166 FOR DETAILS AND
ASSOCIATED QUANTITIES
- UD-10 STA. 18+59 TO 20+20, RT
CONSTRUCT 6 INCH UNDERDRAIN PIPE,
SEE SHEETS 165 & 166 FOR DETAILS AND
ASSOCIATED QUANTITIES

- 65131 CLEANING CULV. PIPE, IN-PLACE [0 TO 24 IN., INCL.]
STA. 14+84.6, RT & LT 45 LF
- 65134 STA. 18+53, LT - STA. 18+59, RT
REMOVE EXISTING 18" RCP
CONSTRUCT NEW 18" X 40' CPEP(SL)
CONSTRUCT NEW HEADWALLS AT INLET
AND OUTLET
CONSTRUCT CULVERT OUTLET PROTECTION
(SEE SHEET 176)



PROJECT NAME:	RICHFORD
PROJECT NUMBER:	STP 2916(I)
FILE NAME:	z10c234bdr.dgn
PROJECT LEADER:	G. EDWARDS
DESIGNED BY:	G. BURGMEIER
PLAN SHEET 4	
PLOT DATE:	4/2/2018
DRAWN BY:	G. BURGMEIER
CHECKED BY:	J. LITTLE
SHEET	180 OF 222

