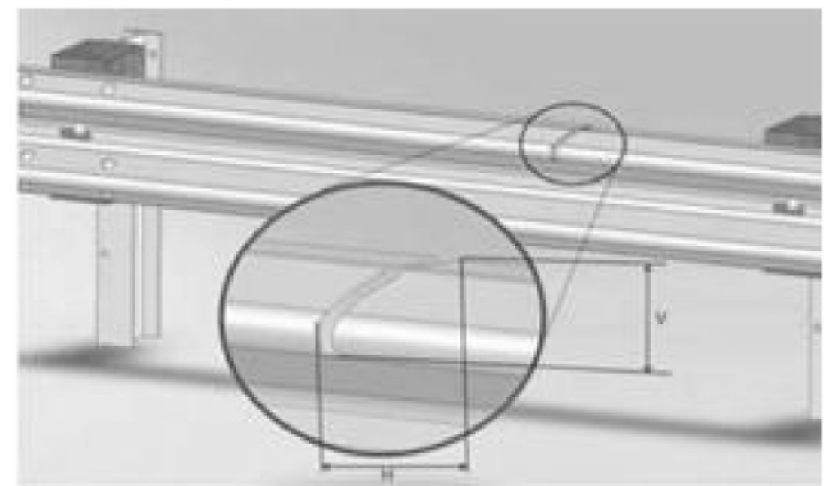
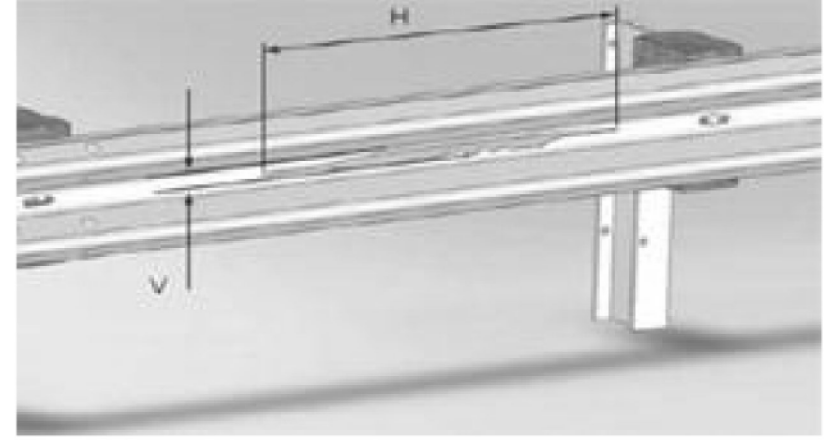






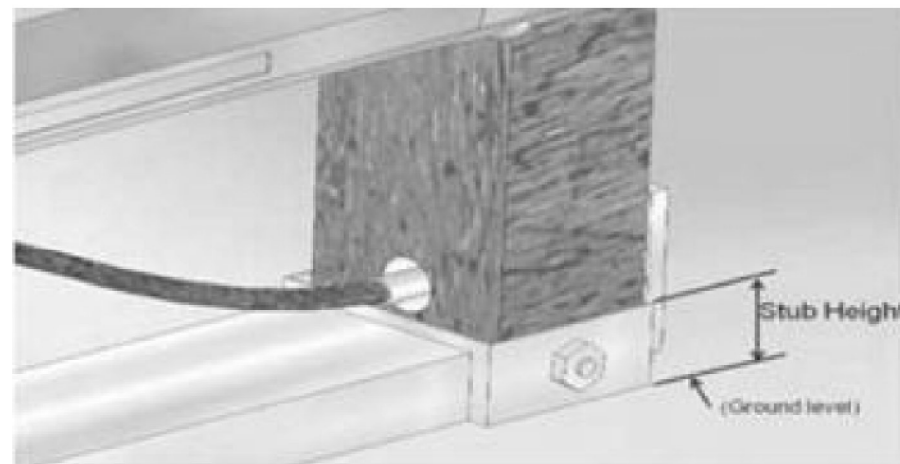

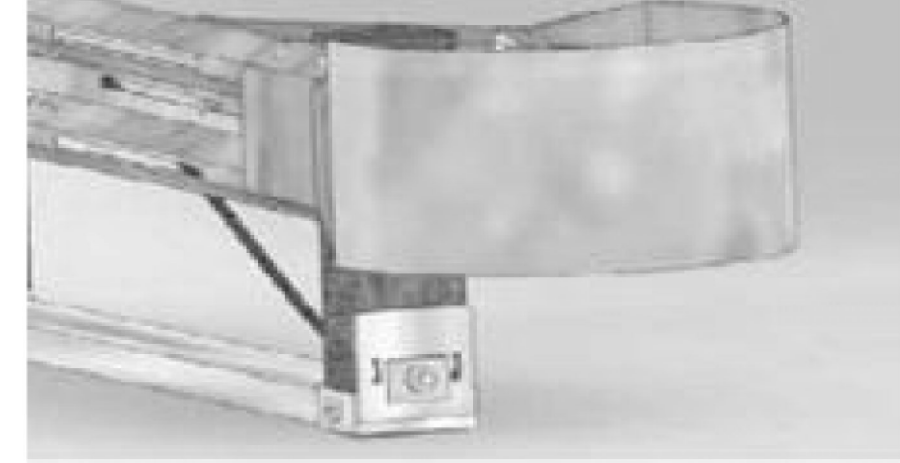
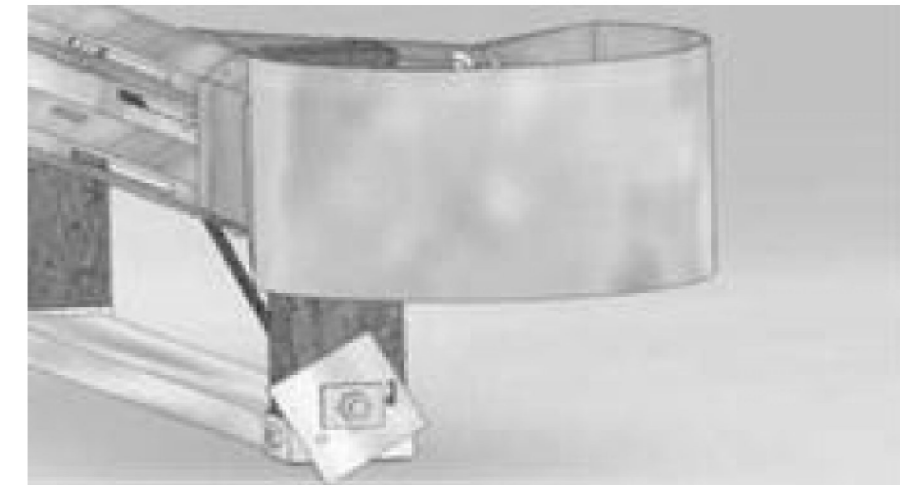

GUARDRAIL REPLACEMENT GUIDELINES

DAMAGE TYPE	REPAIR THRESHOLD	RELATIVE PRIORITY	MEASUREMENT
VERTICAL TEAR	ANY LENGTH VERTICAL (TRANSVERSE) TEAR	HIGH	
HORIZONTAL TEAR	HORIZONTAL (LONGITUDINAL) GREATER THAN 12 IN. LONG AND GREATER THAN 0.5 IN. WIDE NOTE: FOR HORIZONTAL TEARS LESS THAN 12 IN. IN LENGTH OR LESS THAN 0.5 IN. IN HEIGHT, USE THE NON-MANUFACTURED HOLES GUIDELINES	MEDIUM	

DAMAGE	REPAIR THRESHOLD	RELATIVE PRIORITY	MEASUREMENT
DAMAGED END POST	NOT FUNCTIONAL (SHEARED, ROTTED CRACKED ACROSS THE GRAIN)	HIGH	
ANCHOR CABLE	MISSING	HIGH	
ANCHOR CABLE	LOOSE - MORE THAN 1IN. OF MOVEMENT WHEN PUSHED DOWN BY HAND	MEDIUM	
CABLE ANCHOR BRACKET	LOOSE OR NOT FIRMLY SEATED IN RAIL	MEDIUM	

NOTES:

1. THESE ARE GUIDELINES FOR THE EVALUATION OF EXISTING GUARDRAIL. THESE ARE GUIDELINES ONLY AND THE CONTRACTOR SHALL REPLACE GUARDRAIL AS DIRECTED BY THE ENGINEER.
2. GUIDELINES ARE FROM THE NATIONAL COOPERATIVE HIGHWAY RESEARCH PROGRAM (NCHRP) REPORT 656, "CRITERIA FOR RESTORATION OF LONGITUDINAL BARRIERS", COPYRIGHT 2010.

DAMAGE	REPAIR THRESHOLD	RELATIVE PRIORITY	MEASUREMENT
STUB HEIGHT	HEIGHT WHICH EXCEEDS 4 IN.	MEDIUM	
LAG SCREWS (ENERGY ABSORBING TERMINALS ONLY)	MISSING OR FAILED LAG SCREWS	HIGH	
BEARING PLATE	LOOSE OR MISALIGNED	MEDIUM	 (CORRECT BEARING PLATE)
			 (MISALIGNED BEARING PLATE)
	MISSING BEARING PLATE	HIGH	 (MISSING BEARING PLATE)

PROJECT NAME: RICHFORD
PROJECT NUMBER: STP 2916(I)

FILE NAME: z10c234de+all.dgn
PROJECT LEADER: G. EDWARDS
DESIGNED BY: G. BURGMEIER
GUARDRAIL DETAIL SHEET 4

PLOT DATE: 4/2/2018
DRAWN BY: G. BURGMEIER
CHECKED BY: J. LITTLE
SHEET 164 OF 222

