

MILLED RUMBLE STRIPS (CENTERLINE)
 STA. B 172+00 TO B 177+00, CL

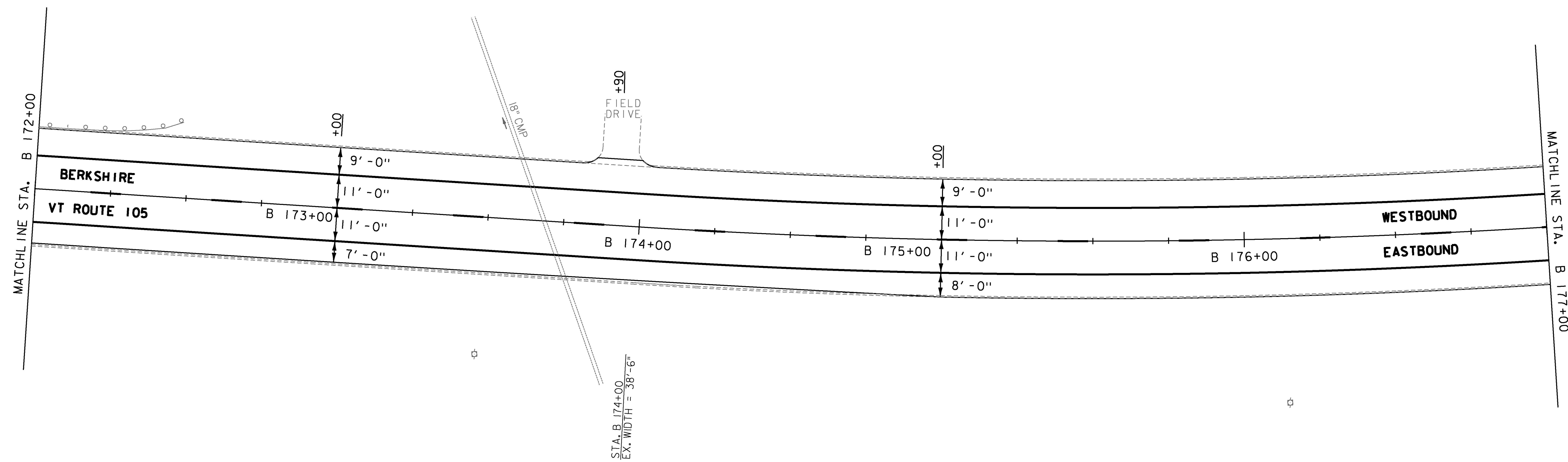
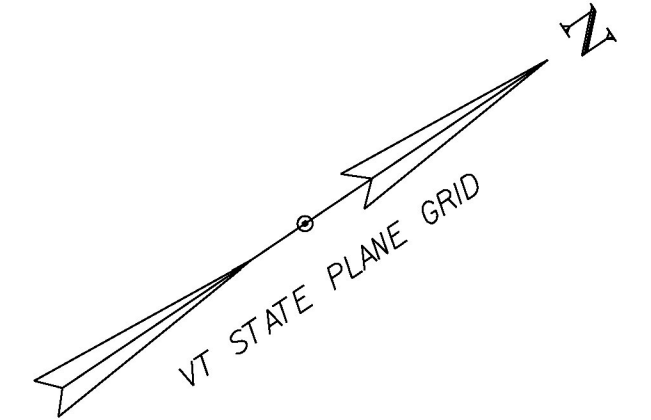
REMOVAL AND DISPOSAL OF GUARDRAIL
 STA. B 172+00.0 TO B 172+46.0, LT

DURABLE 4 INCH WHITE LINE, (OPTION CC BID ITEMS)
 TEMPORARY 4 INCH WHITE LINE, PAINT
 (ALL LINES WILL INCLUDE EDGE LINE BREAKS
 AND RADII FOR SIDE ROADS)
 STA. B 172+00 TO B 177+00, SOLID LT & RT

DURABLE 4 INCH YELLOW LINE, (OPTION DD BID ITEMS)
 TEMPORARY 4 INCH YELLOW LINE, PAINT
 (ALL LINES WILL INCLUDE ϕ BREAKS FOR SIDE ROADS)
 STA. B 172+00 TO B 177+00, DASHED CL

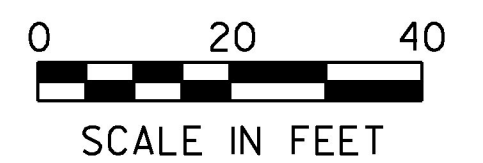
STEEL BEAM GUARDRAIL, GALVANIZED

STA. B171+50 to B172+01 LT



NOTES:

1. FOR LEGENDS, SEE SHEETS 3 & 3I.
2. ALL EXISTING SIGNS NOT SHOWN ON THE PLANS SHALL BE RETAINED.
3. ALL UTILITY LOCATIONS SHOWN ARE APPROXIMATE AND SHOULD BE VERIFIED PRIOR TO ANY WORK COMMENCING.



PROJECT NAME:	ENOSBURGH-RICHFORD
PROJECT NUMBER:	STP 2969(I)
FILE NAME:	z16vi04bdr.dgn
PROJECT LEADER:	G. EDWARDS
DESIGNED BY:	G. BURGMEIER
PLAN SHEET 75	
PLOT DATE:	4/2/2018
DRAWN BY:	G. BURGMEIER
CHECKED BY:	J. LITTLE
SHEET 105	OF 222

