

REHAB.
Dis. CBs OR MHS, CLASS I, II OR III
STA. B 63+11, LT
STA. B 64+75, LT
STA. B 66+27, LT

~~BITUMINOUS CONCRETE GUTTERS
AND TRAFFIC ISLANDS
STA. B 63+00 TO B 66+30, LT
(SEE SHEET 19)~~

paved full width and installed a
bituminous gutter!

STEEL BEAM GUARDRAIL, GALVANIZED
STA. B 65+71.0 TO B 67+33.5, RT

ANCHOR FOR STEEL BEAM RAIL
STA. B 65+71.0, RT
STA. B 67+33.5, RT

REMOVAL AND DISPOSAL OF GUARDRAIL
STA. B 65+56.0 TO B 67+66.5, RT
STA. B 67+18.0 TO B 67+43.0, LT

DURABLE 4 INCH WHITE LINE, (OPTION CC BID ITEMS)
(ALL LINES WILL INCLUDE EDGE LINE BREAKS
AND RADII FOR SIDE ROADS)
STA. B 63+00 TO B 68+00, SOLID LT & RT
STA. B 66+96 TO B 67+74, LT (RAIL TRAIL EDGE LINE)

DURABLE 4 INCH YELLOW LINE, (OPTION DD BID ITEMS)
(ALL LINES WILL INCLUDE C BREAKS FOR SIDE ROADS)
STA. B 63+00 TO B 68+00, SOLID LT & RT
STA. B 67+67 TO B 67+71, LT (RAIL TRAIL CENTERLINE)
STA. B 67+71 TO B 67+75, RT (RAIL TRAIL CENTERLINE)

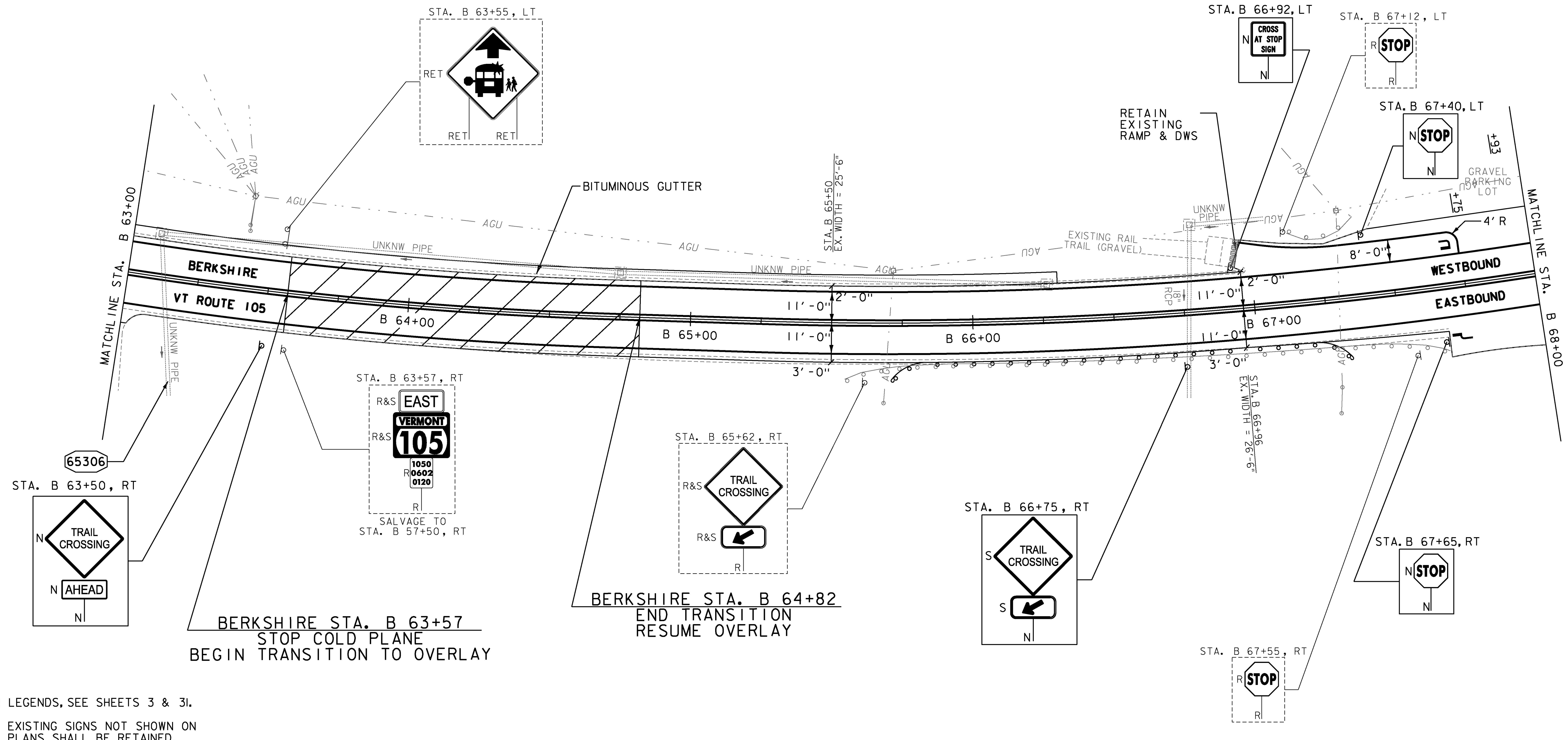
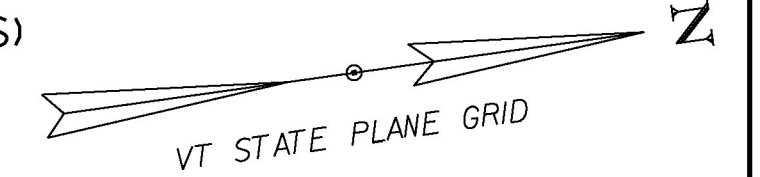
DURABLE 12 INCH WHITE LINE, (OPTION EE BID ITEMS)
STA. B 67+68 TO B 67+71, LT (RAIL TRAIL STOP BAR)
STA. B 67+68 TO B 67+71, RT (RAIL TRAIL STOP BAR)

TEMPORARY 4 INCH WHITE LINE, PAINT
(ALL LINES WILL INCLUDE EDGE LINE BREAKS
AND RADII FOR SIDE ROADS)
STA. B 63+00 TO B 68+00, SOLID LT & RT

TEMPORARY 4 INCH YELLOW LINE, PAINT
(ALL LINES WILL INCLUDE C BREAKS FOR SIDE ROADS)
STA. B 63+00 TO B 68+00, SOLID LT & RT

REMOVING SIGNS
AS SHOWN - 7

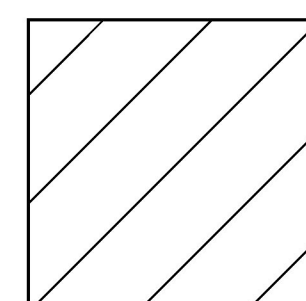
ERECTING SALVAGED SIGNS
AS SHOWN - 2



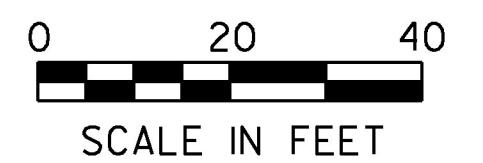
NOTES:

- FOR LEGENDS, SEE SHEETS 3 & 3I.
- ALL EXISTING SIGNS NOT SHOWN ON THE PLANS SHALL BE RETAINED.
- ALL UTILITY LOCATIONS SHOWN ARE APPROXIMATE AND SHOULD BE VERIFIED PRIOR TO ANY WORK COMMENCING.
- SEE SHEET 29 FOR CULVERT INFORMATION.
- SEE SHEETS 11 & 21 FOR RAIL TRAIL PAVEMENT MARKING & PAVEMENT HANDWORK DETAILS.

65306 CLEANING CULV. PIPE, IN-PLACE (0 TO 24 IN., INCL.)
STA. B 63+13, 83 LF



TRANSITION AREA
(FOR DETAIL SEE SHEET 8)



PROJECT NAME:	ENOSBURGH-RICHFORD
PROJECT NUMBER:	STP 2969(I)
FILE NAME:	z16vi04bdr.dgn
PROJECT LEADER:	G. EDWARDS
DESIGNED BY:	G. BURGMEIER
PLAN SHEET 53	
PLOT DATE:	4/2/2018
DRAWN BY:	G. BURGMEIER
CHECKED BY:	J. LITTLE
SHEET	83 OF 222

