

MILLED RUMBLE STRIPS (CENTERLINE)
STA. B 5+00 TO B 10+00, CL

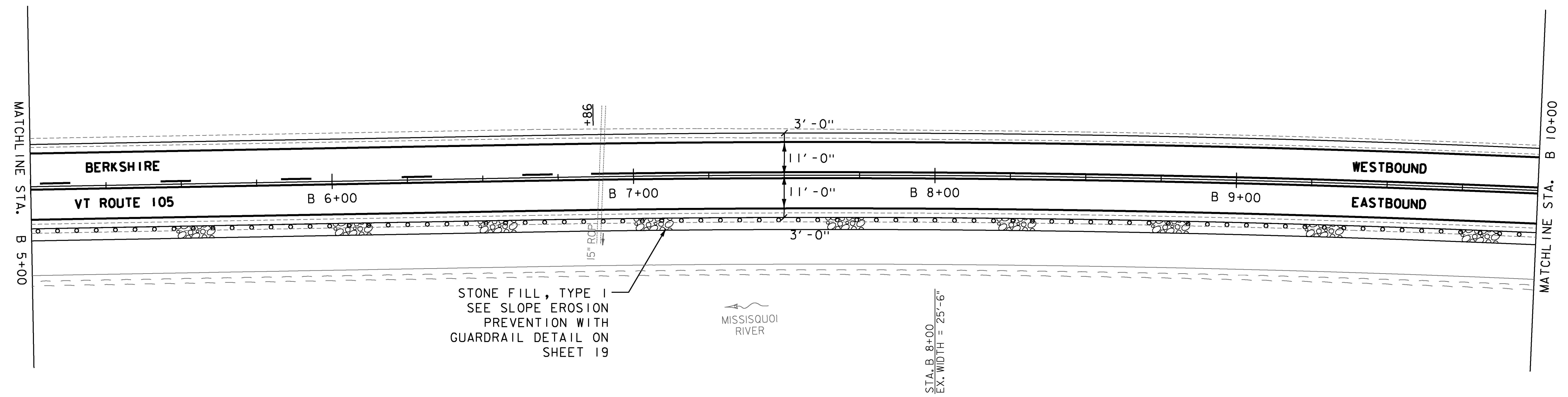
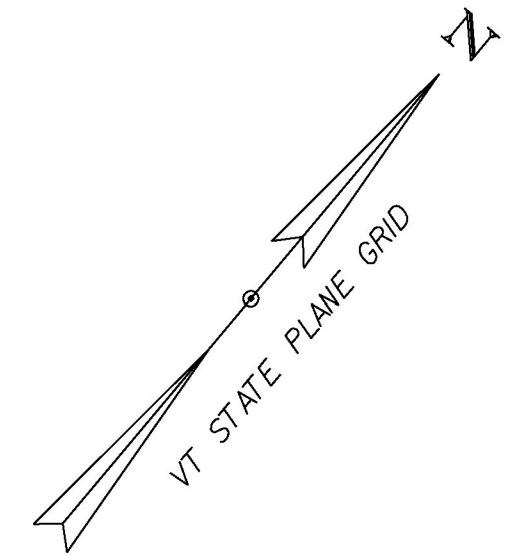
ALTERNATES ZA1 & ZA2 BID ITEMS
S.P. (GREGORY MINI SPACER G.R.)(GMS) W/8 FEET POSTS
S.P. (NON-BLOCKED MIDWEST G.R. SYSTEM)(MGS) W/8 FEET POSTS
STA. B 5+00.0 TO B 10+00.0, RT

DURABLE 4 INCH WHITE LINE, (OPTION CC BID ITEMS)
TEMPORARY 4 INCH WHITE LINE, PAINT
(ALL LINES WILL INCLUDE EDGE LINE BREAKS
AND RADII FOR SIDE ROADS)
STA. B 5+00 TO B 10+00, SOLID LT & RT

DURABLE 4 INCH YELLOW LINE, (OPTION DD BID ITEMS)
TEMPORARY 4 INCH YELLOW LINE, PAINT
(ALL LINES WILL INCLUDE ϕ BREAKS FOR SIDE ROADS)
STA. B 5+00 TO B 6+86, DASHED LT, SOLID RT
STA. B 6+86 TO B 10+00, SOLID LT & RT

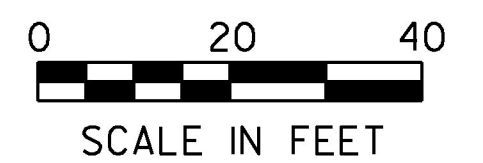
STONE FILL, TYPE J
SLOPE EROSION PREVENTION WITH GUARDRAIL:
STA. B 5+00 TO B 10+00, RT
(SEE SHEET 19)

REMOVAL AND DISPOSAL OF GUARDRAIL
STA. B 5+00.0 TO B 10+00.0, RT



NOTES:

1. FOR LEGENDS, SEE SHEETS 3 & 3I.
2. ALL EXISTING SIGNS NOT SHOWN ON THE PLANS SHALL BE RETAINED.
3. ALL UTILITY LOCATIONS SHOWN ARE APPROXIMATE AND SHOULD BE VERIFIED PRIOR TO ANY WORK COMMENCING.



PROJECT NAME:	ENOSBURGH-RICHFORD
PROJECT NUMBER:	STP 2969(I)
FILE NAME:	z16vi04bdr.dgn
PROJECT LEADER:	G. EDWARDS
DESIGNED BY:	G. BURGMEIER
PLAN SHEET 4I	
PLOT DATE:	4/2/2018
DRAWN BY:	G. BURGMEIER
CHECKED BY:	J. LITTLE
SHEET	71 OF 222

