

MILLED RUMBLE STRIPS (CENTERLINE)

STA. B 1+00 TO B 2+13, CL
STA. B 4+83 TO B 5+00, CL

ALTERNATES ZAI & ZA2 BID ITEMS

S.P. (GREGORY MINI SPACER G.R.)(GMS) W/8 FEET POSTS
S.P. (NON-BLOCKED MIDWEST G.R. SYSTEM)(MGS) W/8 FEET POSTS
STA. B 1+00.0 TO B 5+00.0, RT

DURABLE 4 INCH WHITE LINE, (OPTION CC BID ITEMS)

TEMPORARY 4 INCH WHITE LINE, PAINT
(ALL LINES WILL INCLUDE EDGE LINE BREAKS
AND RADII FOR SIDE ROADS)
STA. B 1+00 TO B 5+00, SOLID LT & RT

DURABLE 4 INCH YELLOW LINE, (OPTION DD BID ITEMS)

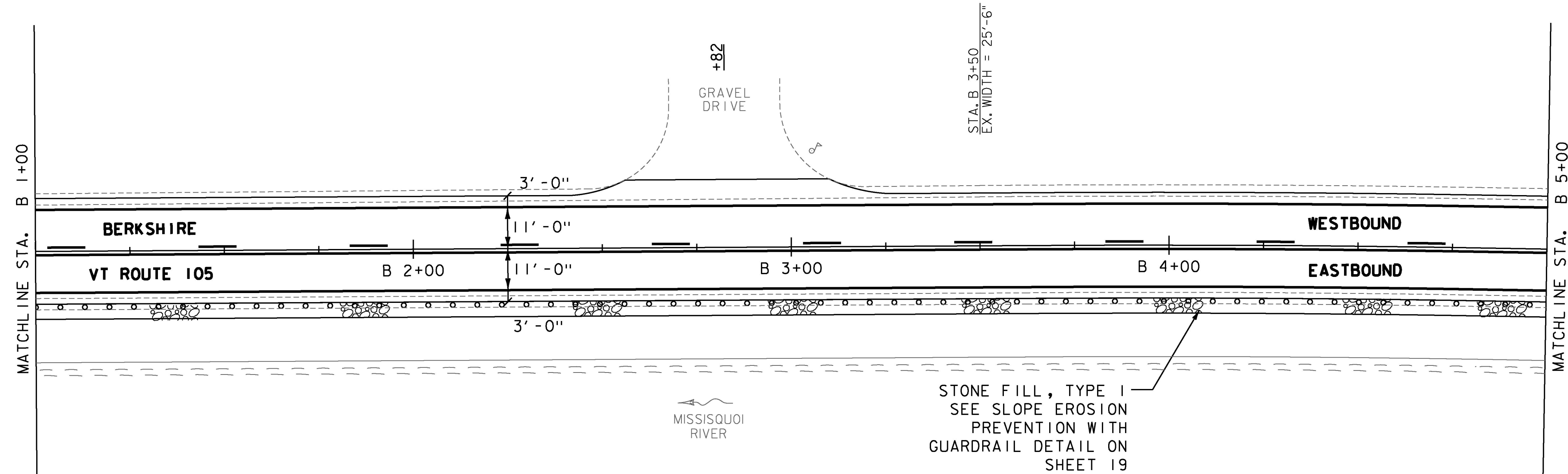
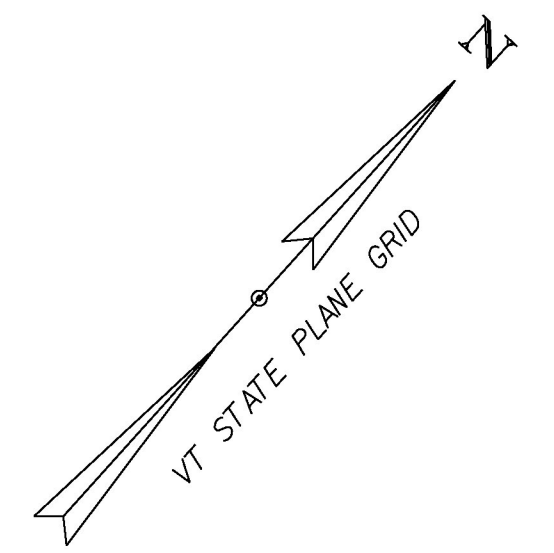
TEMPORARY 4 INCH YELLOW LINE, PAINT
(ALL LINES WILL INCLUDE $\frac{1}{4}$ BREAKS FOR SIDE ROADS)
STA. B 1+00 TO B 5+00, DASHED LT, SOLID RT

STONE FILL, TYPE J

SLOPE EROSION PREVENTION WITH GUARDRAIL:
STA. B 1+00 TO B 5+00, RT
(SEE SHEET 19)

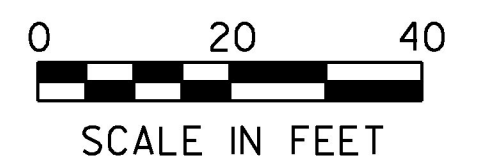
REMOVAL AND DISPOSAL OF GUARDRAIL

STA. B 1+00.0 TO B 5+00.0, RT



NOTES:

1. FOR LEGENDS, SEE SHEETS 3 & 3I.
2. ALL EXISTING SIGNS NOT SHOWN ON THE PLANS SHALL BE RETAINED.
3. ALL UTILITY LOCATIONS SHOWN ARE APPROXIMATE AND SHOULD BE VERIFIED PRIOR TO ANY WORK COMMENCING.



PROJECT NAME: ENOSBURGH-RICHFORD	
PROJECT NUMBER: STP 2969(I)	
FILE NAME: z16vi04bdr.dgn	PLOT DATE: 4/2/2018
PROJECT LEADER: G. EDWARDS	DRAWN BY: G. BURGMEIER
DESIGNED BY: G. BURGMEIER	CHECKED BY: J. LITTLE
PLAN SHEET 40	SHEET 70 OF 222

