

MILLED RUMBLE STRIPS (CENTERLINE)
STA. E 210+12 TO E 214+00, CL

STONE FILL, TYPE J
SLOPE EROSION PREVENTION WITH GUARDRAIL:
STA. E 210+05 TO E 211+68, RT
(SEE SHEET 19)

STEEL BEAM GUARDRAIL, GALVANIZED
STA. E 210+05.0 TO E 210+17.5, RT
STA. E 211+55.0 TO E 211+67.5, RT
STA. E 211+93.5 TO E 212+06.0, LT

ANCHOR FOR STEEL BEAM RAIL
STA. E 210+05.0, RT
STA. E 211+67.5, RT
STA. E 212+06.0, LT

REMOVAL AND DISPOSAL OF GUARDRAIL
STA. E 210+05.0 TO E 210+42.5, RT
STA. E 211+30.0 TO E 211+67.5, RT
STA. E 211+68.5 TO E 212+06.0, LT

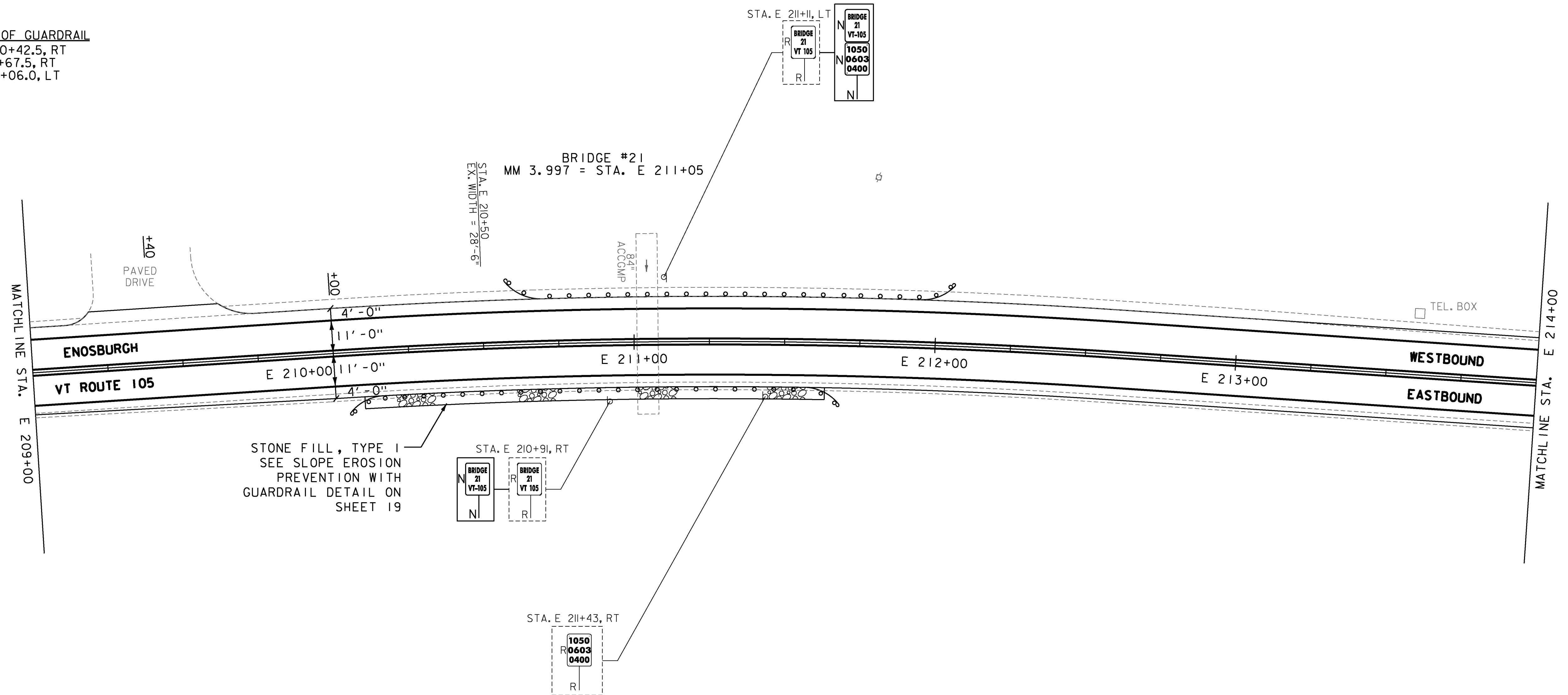
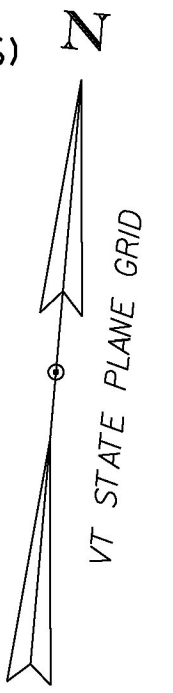
ALTERNATES ZA1 & ZA2 BID ITEMS
S.P. (GREGORY MINI SPACER G.R.)(GMS)
S.P. (NON-BLOCKED MIDWEST G.R. SYSTEM)(MGS)
STA. E 210+17.5 TO E 210+42.5, RT
STA. E 211+30.0 TO E 211+55.0, RT
STA. E 211+68.5 TO E 211+93.5, LT

ALTERNATES ZA1 & ZA2 BID ITEMS
S.P. (REMOVE & RESET G.R.)(GREGORY MINI SPACER G.R.)
S.P. (REMOVE & RESET G.R.)(NON-BLOCKED MIDWEST G.R. SYSTEM)
STA. E 210+42.5 TO E 211+30.0, RT
STA. E 210+56.0 TO E 211+68.5, LT

DURABLE 4 INCH WHITE LINE, (OPTION CC BID ITEMS)
TEMPORARY 4 INCH WHITE LINE, PAINT
(ALL LINES WILL INCLUDE EDGE LINE BREAKS
AND RADII FOR SIDE ROADS)
STA. E 209+00 TO E 214+00, SOLID LT & RT

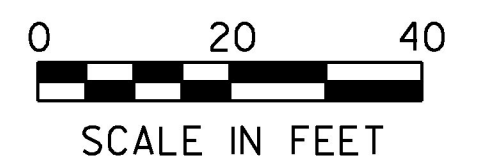
DURABLE 4 INCH YELLOW LINE, (OPTION DD BID ITEMS)
TEMPORARY 4 INCH YELLOW LINE, PAINT
(ALL LINES WILL INCLUDE $\frac{1}{2}$ BREAKS FOR SIDE ROADS)
STA. E 209+00 TO E 214+00, SOLID LT & RT

REMOVING SIGNS
AS SHOWN - 3



NOTES:

- FOR LEGENDS, SEE SHEETS 3 & 3I.
- ALL EXISTING SIGNS NOT SHOWN ON THE PLANS SHALL BE RETAINED.
- ALL UTILITY LOCATIONS SHOWN ARE APPROXIMATE AND SHOULD BE VERIFIED PRIOR TO ANY WORK COMMENCING.



PROJECT NAME:	ENOSBURGH-RICHFORD
PROJECT NUMBER:	STP 2969(I)
FILE NAME:	z16vi04bdr.dgn
PROJECT LEADER:	G. EDWARDS
DESIGNED BY:	G. BURGMEIER
PLAN SHEET 27	
PLOT DATE:	4/2/2018
DRAWN BY:	G. BURGMEIER
CHECKED BY:	J. LITTLE
SHEET	57 OF 222

