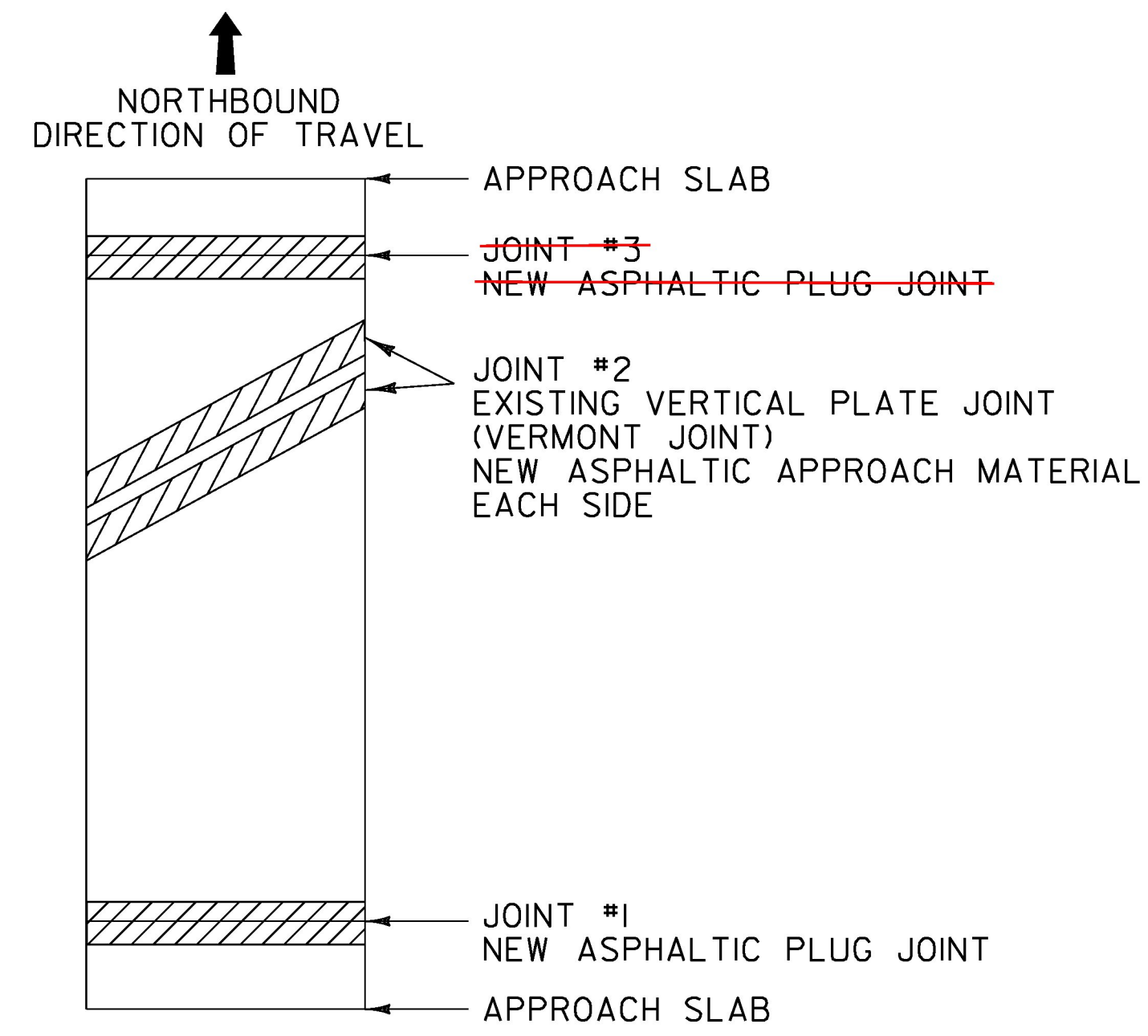


BRIDGE 42N
MM 53.425

LENGTH OF ASPHALTIC PLUG JOINTS:
 JOINT #1 - ~~28'~~ 36.60'
 JOINT #4 - ~~28'~~ 51.80'
 TOTAL - 56' 88.40'

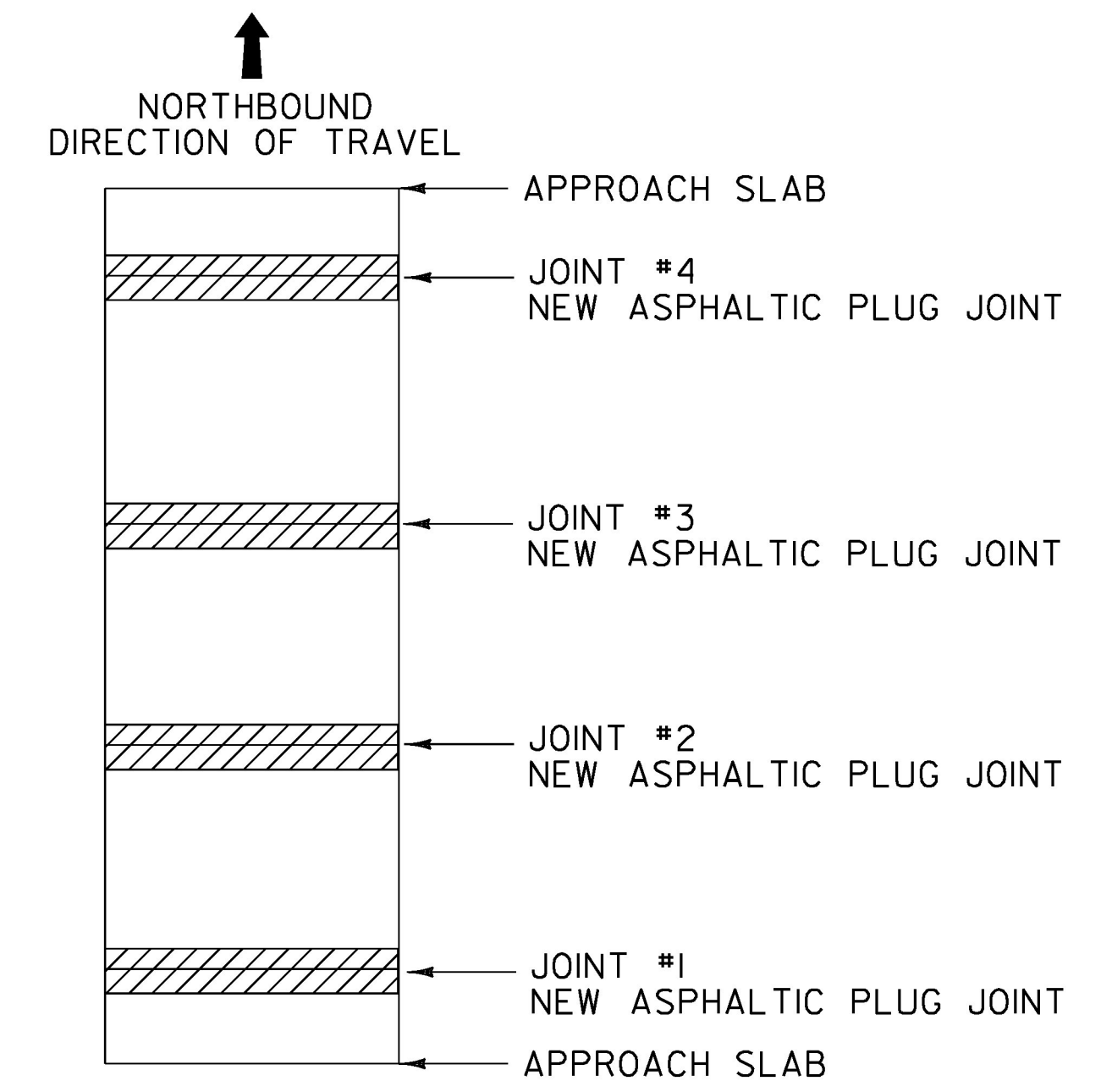
ASPHALTIC APPROACH MATERIAL:
 JOINT #2 - ~~28'~~ X 2' X 2 = ~~112~~ SF 143.62 SF
 JOINT #3 - ~~28'~~ X 2' X 2 = ~~112~~ SF 200.60 SF
 35.90' TOTAL - 224 SF 344.22 SF
 50.15'



BRIDGE 43N
MM 54.809

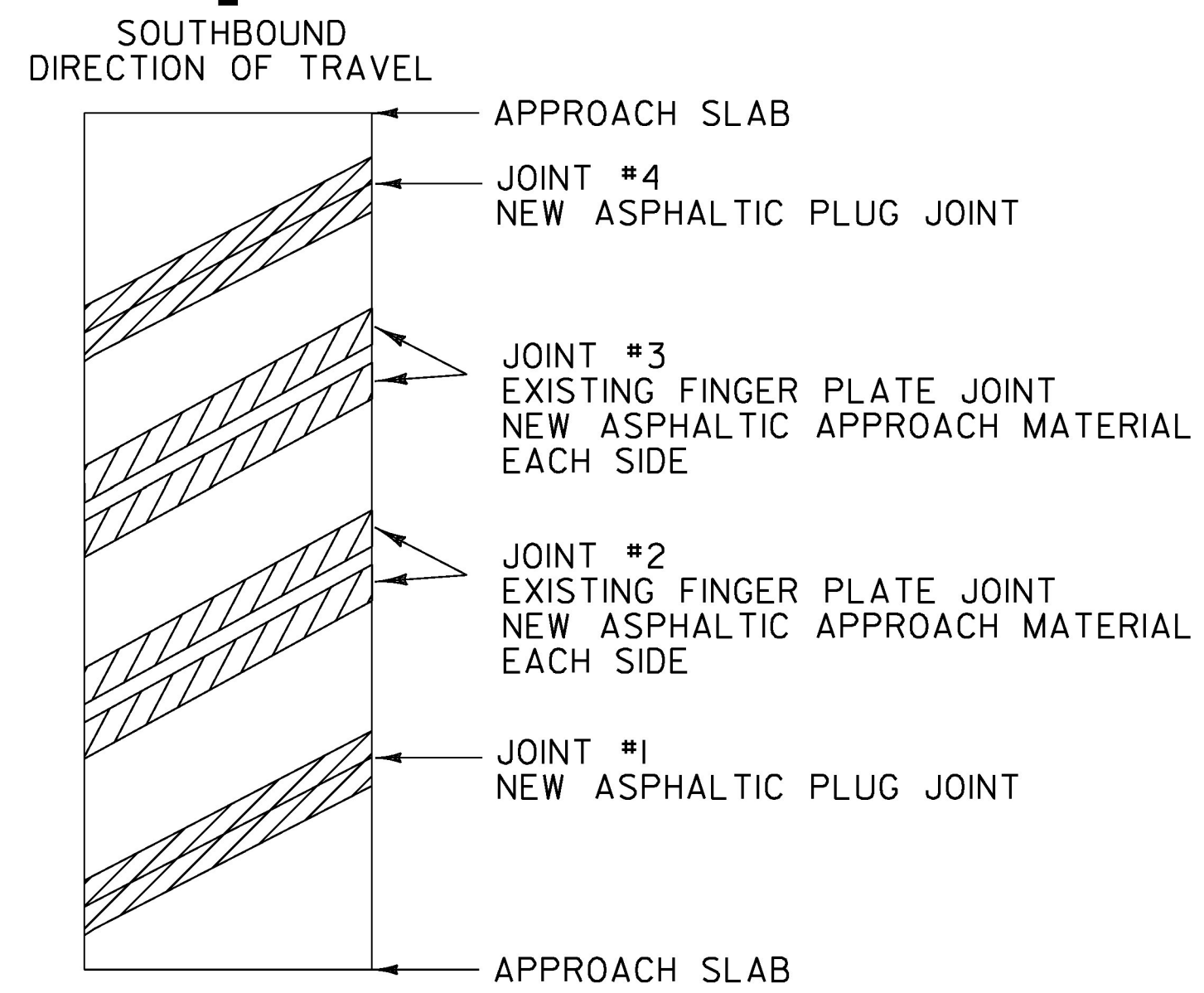
LENGTH OF ASPHALTIC PLUG JOINTS:
 JOINT #1 - 30' 45.67'
~~JOINT #3 - 30'~~ JOINT NOT INSTALLED
 TOTAL - 60' 45.67'

ASPHALTIC APPROACH MATERIAL:
 JOINT #2 - 30' X 2' X 2 = 120 SF 181.50 SF
 45.37' TOTAL - 120 SF 181.50 SF



BRIDGE 45N
MM 58.721

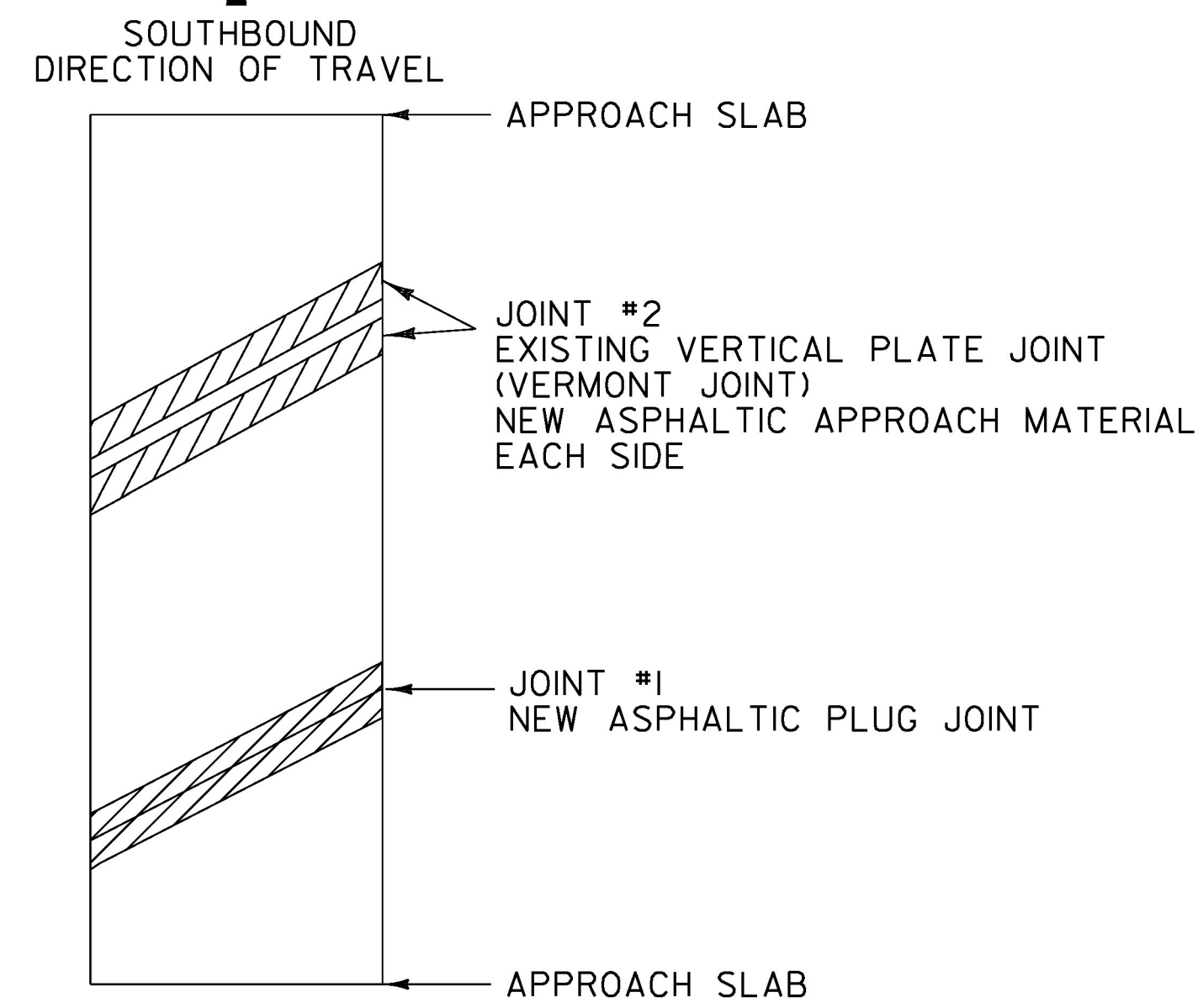
LENGTH OF ASPHALTIC PLUG JOINTS:
 JOINT #1 - 42'
 JOINT #2 - 42'
 JOINT #3 - 42'
 JOINT #4 - ~~42'~~ 41.83'
 TOTAL = 168' 167.83'



BRIDGE 42S
MM 53.425

LENGTH OF ASPHALTIC PLUG JOINTS:
 JOINT #1 - ~~28'~~ 47.00'
 JOINT #4 - ~~28'~~ 37.33'
 50.50' TOTAL - 56' 84.33'

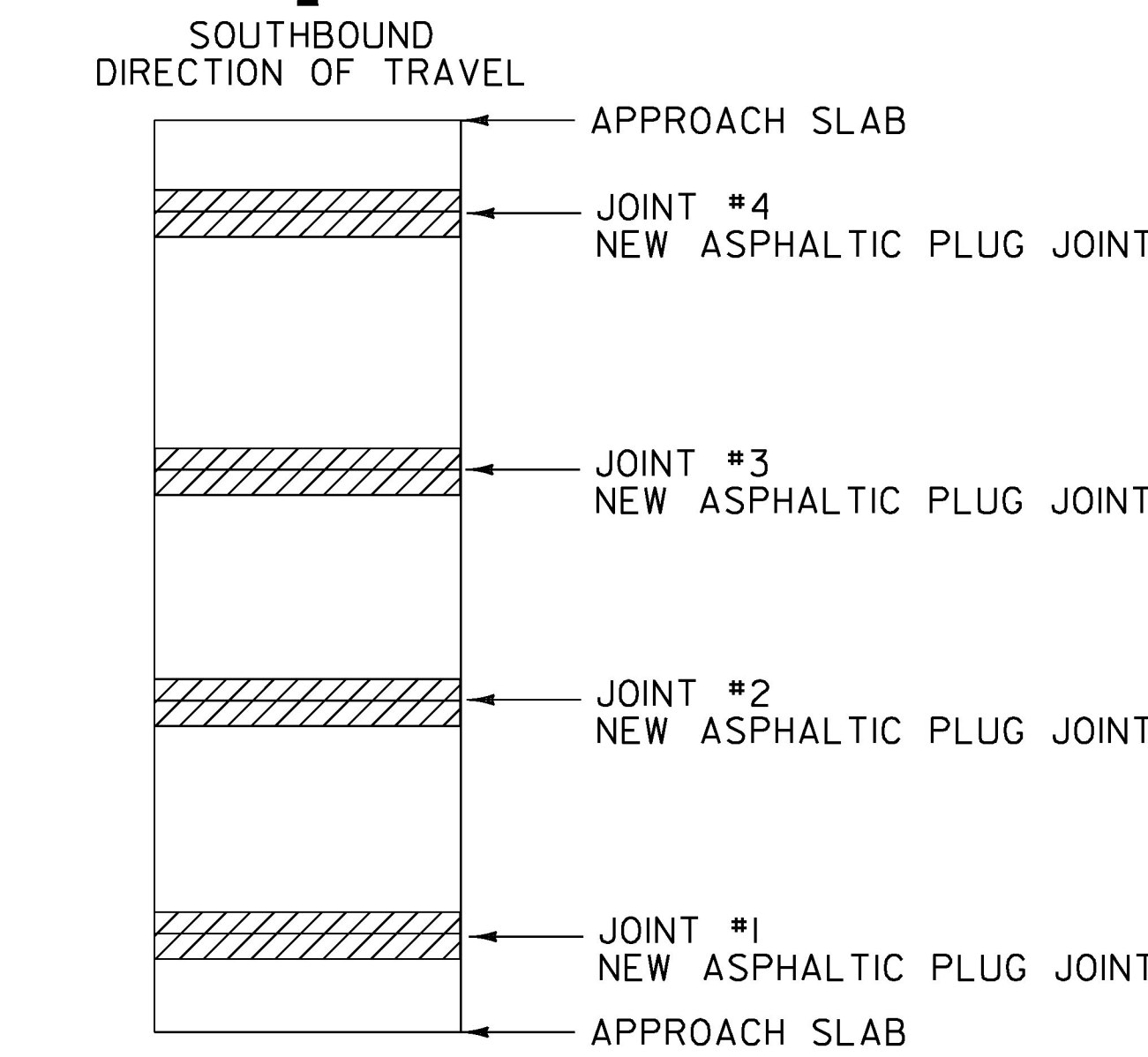
ASPHALTIC APPROACH MATERIAL:
 JOINT #2 - ~~28'~~ X 2' X 2 = ~~112~~ SF 202.00 SF
 JOINT #3 - ~~28'~~ X 2' X 2 = ~~112~~ SF 144.00 SF
 36.00' TOTAL - 224 SF 346.00 SF



BRIDGE 43S
MM 54.809

LENGTH OF ASPHALTIC PLUG JOINTS:
 JOINT #1 - 30' 43.17'
~~JOINT #3 - 30'~~
 TOTAL - 60' 43.17'

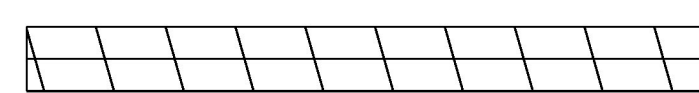
ASPHALTIC APPROACH MATERIAL:
 JOINT #2 - 30' X 2' X 2 = 120 SF 173.00 SF
 43.25' TOTAL - 120 SF 173.00 SF



BRIDGE 45S
MM 58.721

LENGTH OF ASPHALTIC PLUG JOINTS:
 JOINT #1 - 42'
 JOINT #2 - 42'
 JOINT #3 - 42'
 JOINT #4 - 42'
 TOTAL = 168'

LEGEND



EXISTING BRIDGE JOINTS TO BE REPAIRED WITH ASPHALTIC PLUG JOINT.

NOT TO SCALE

PROJECT NAME:	MONTPELIER-WATERBURY
PROJECT NUMBER:	IM SURF(59)
FILE NAME: pl6v098 Montpelier-Water.dgn	PLOT DATE: 20-MAR-2018
PROJECT LEADER: M. BOGACZYK	DRAWN BY: N. PAPPAS
DESIGNED BY: N. PAPPAS	CHECKED BY: M. BOGACZYK
BRIDGE DETAIL SHEET 3	SHEET 21 OF 34