

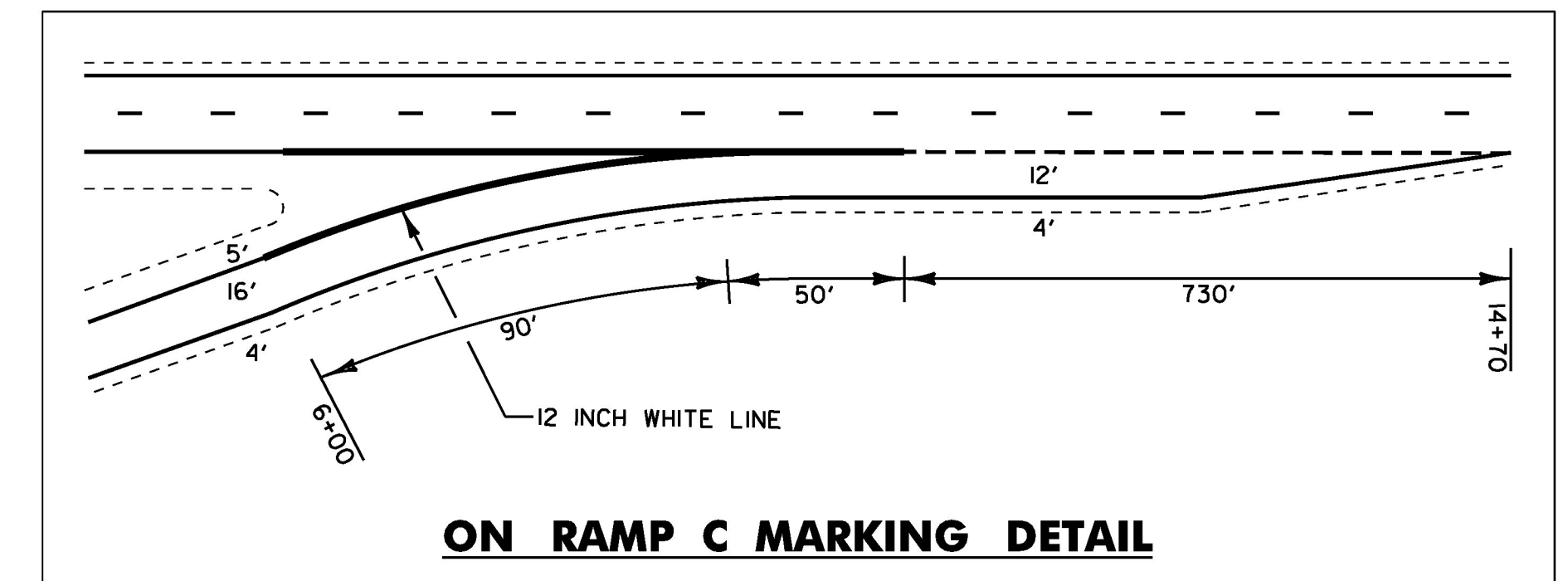
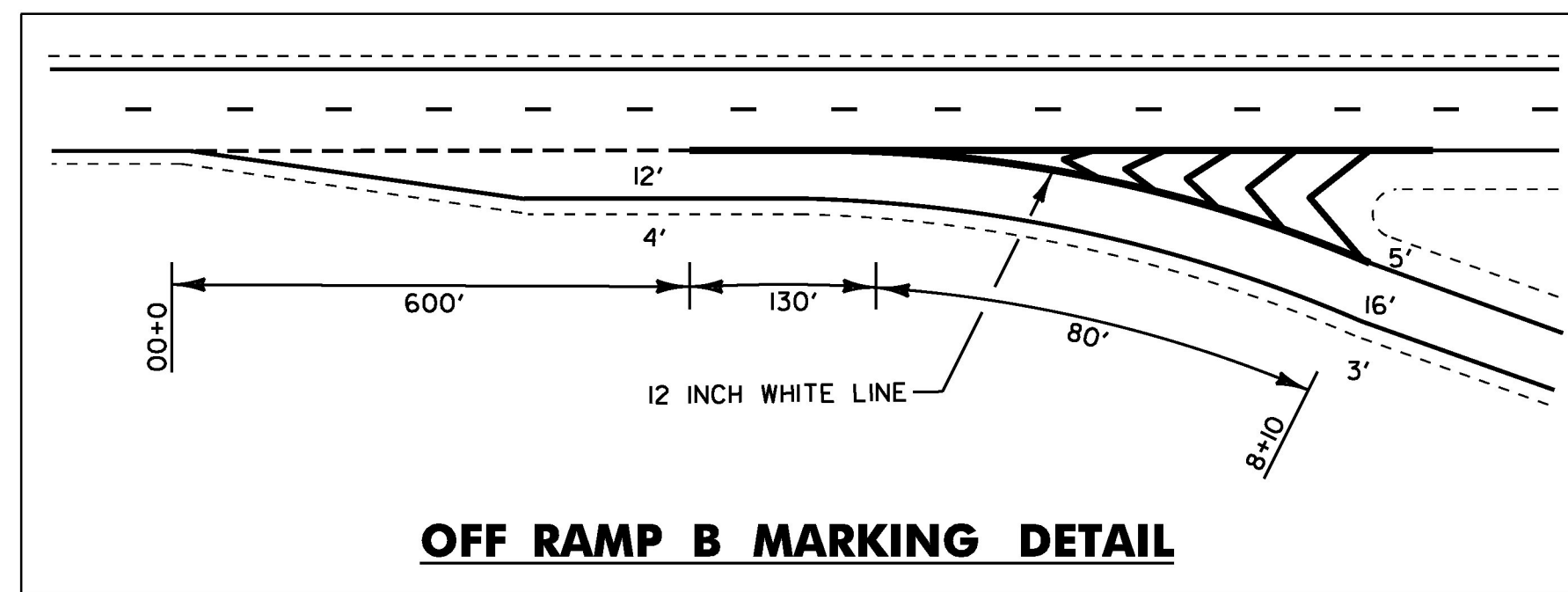
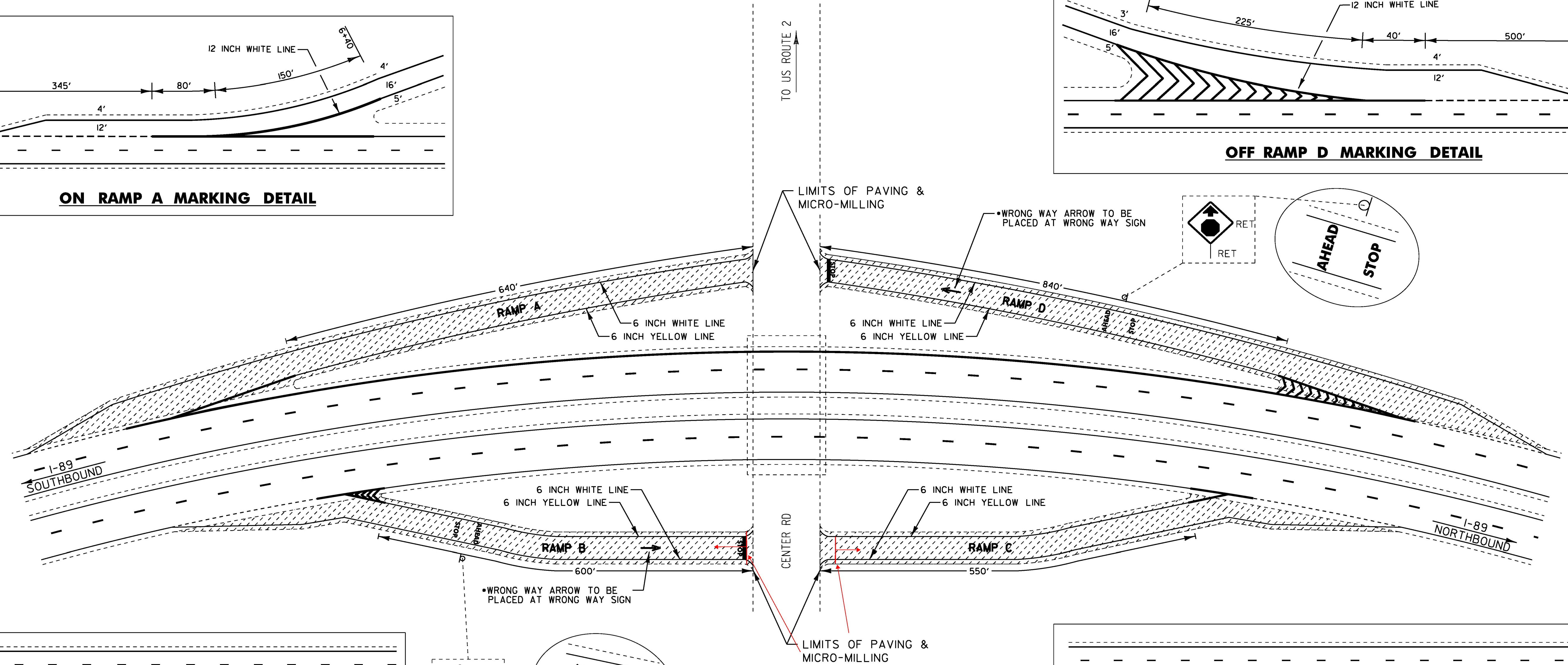
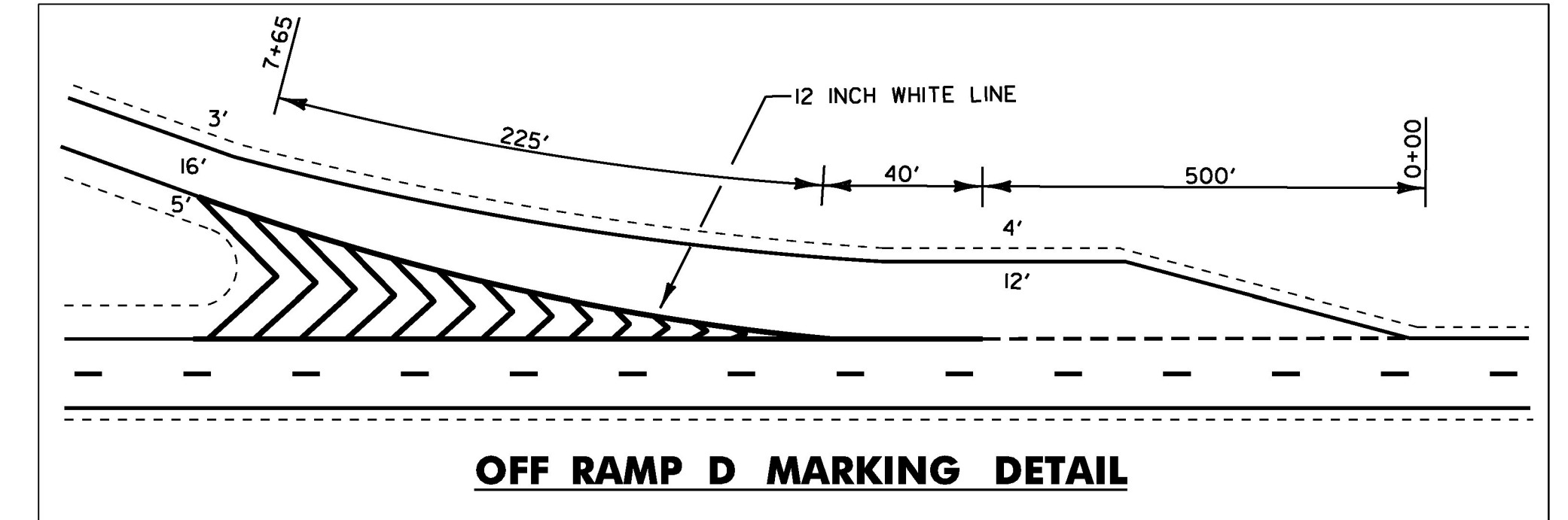
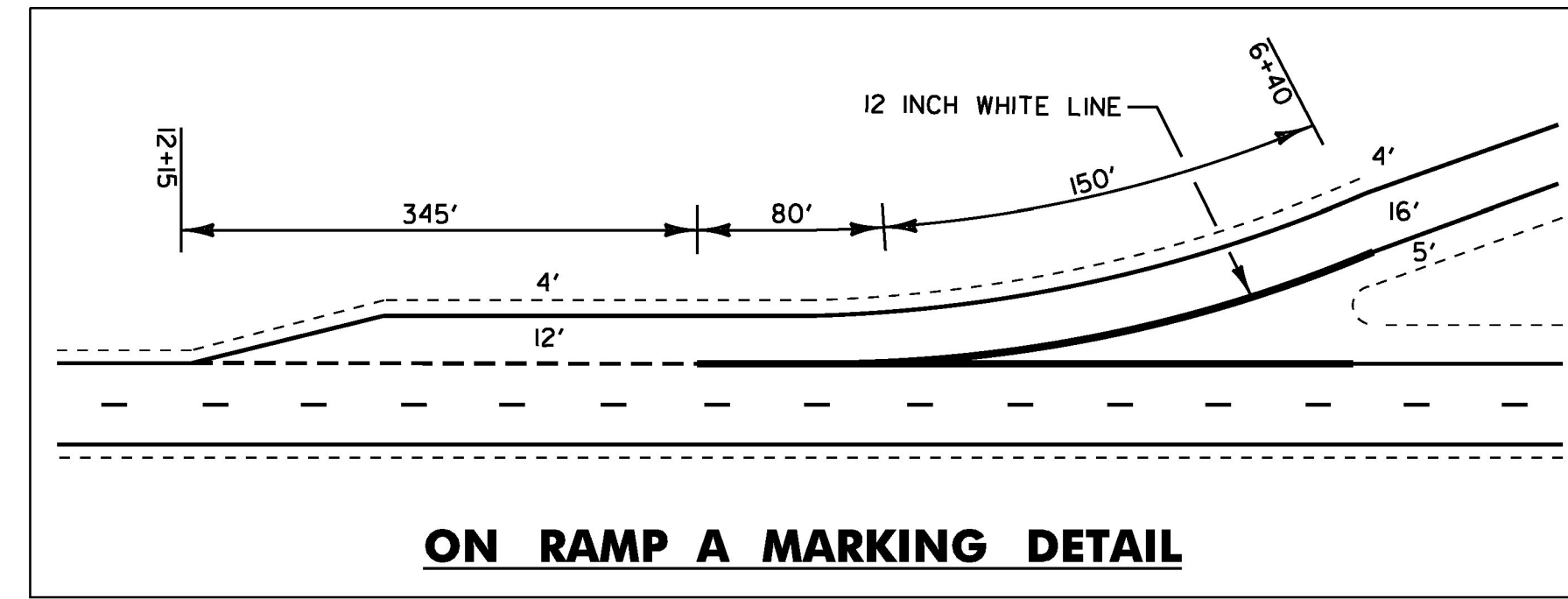
TEMPORARY 6" WHITE LINE &
DURABLE 6 INCH WHITE LINE, (SEE OPTION ITEM)
RAMP A - SOLID RT (640')
RAMP B - SOLID RT (600')
RAMP B - DOTTED (600')
RAMP C - SOLID RT (550')
RAMP C - DOTTED (730')
RAMP D - SOLID RT (840')
RAMP D - DOTTED (500')

TEMPORARY 6 INCH YELLOW LINE &
DURABLE 6 INCH YELLOW LINE, (SEE OPTION ITEM)
RAMP A - SOLID LT (640')
RAMP B - SOLID LT (600')
RAMP C - SOLID LT (550')
RAMP D - SOLID LT (840')

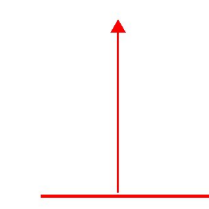

TEMPORARY 12 INCH WHITE LINE &
DURABLE 12 INCH WHITE LINE, (SEE OPTION ITEM)
RAMP A - GORE AREA ~~(380')~~ 463'
RAMP B - GORE AREA ~~(355')~~ 364'
RAMP C - GORE AREA ~~(230')~~ 234'
RAMP D - GORE AREA ~~(720')~~ 681'

TEMPORARY 24 INCH STOP BAR &
DURABLE 24 INCH STOP BAR (SEE OPTION ITEM)
RAMP B - ~~(35')~~ 37'
RAMP D - ~~(35')~~ 37'

TEMPORARY LETTER OR SYMBOL &
DURABLE LETTER OR SYMBOL (SEE OPTION ITEM)
RAMP B - "STOP AHEAD" (9 EACH)
RAMP B - "→" (1 EACH)
RAMP B - "STOP" (4 EACH)
RAMP D - "STOP AHEAD" (9 EACH)
RAMP D - "←" (1 EACH)
RAMP D - "STOP" (4 EACH)



LEGEND: MICRO-MILLING AREA FOR RAMPS



= LIMITS OF
MICRO-MILLING
AND PPST

EXIT 9 RAMP DETAILS

NOTE: SEE PAVEMENT MARKING DETAIL SHEET 4 FOR ADDITIONAL MARKING DETAILS

NOT TO SCALE

PROJECT NAME:	MONTPELIER-WATERBURY
PROJECT NUMBER:	IM SURF(59)
FILE NAME: pl6v098 Montpelier-Water.dgn	PLOT DATE: 20-MAR-2018
PROJECT LEADER: M. BOGACZYK	DRAWN BY: N. PAPPAS
DESIGNED BY: N. PAPPAS	CHECKED BY: M. BOGACZYK
PAVEMENT MARKING DETAIL SHEET 3	SHEET 17 OF 34