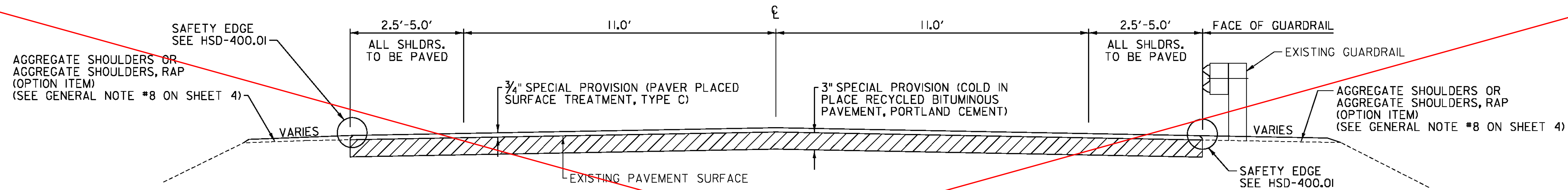
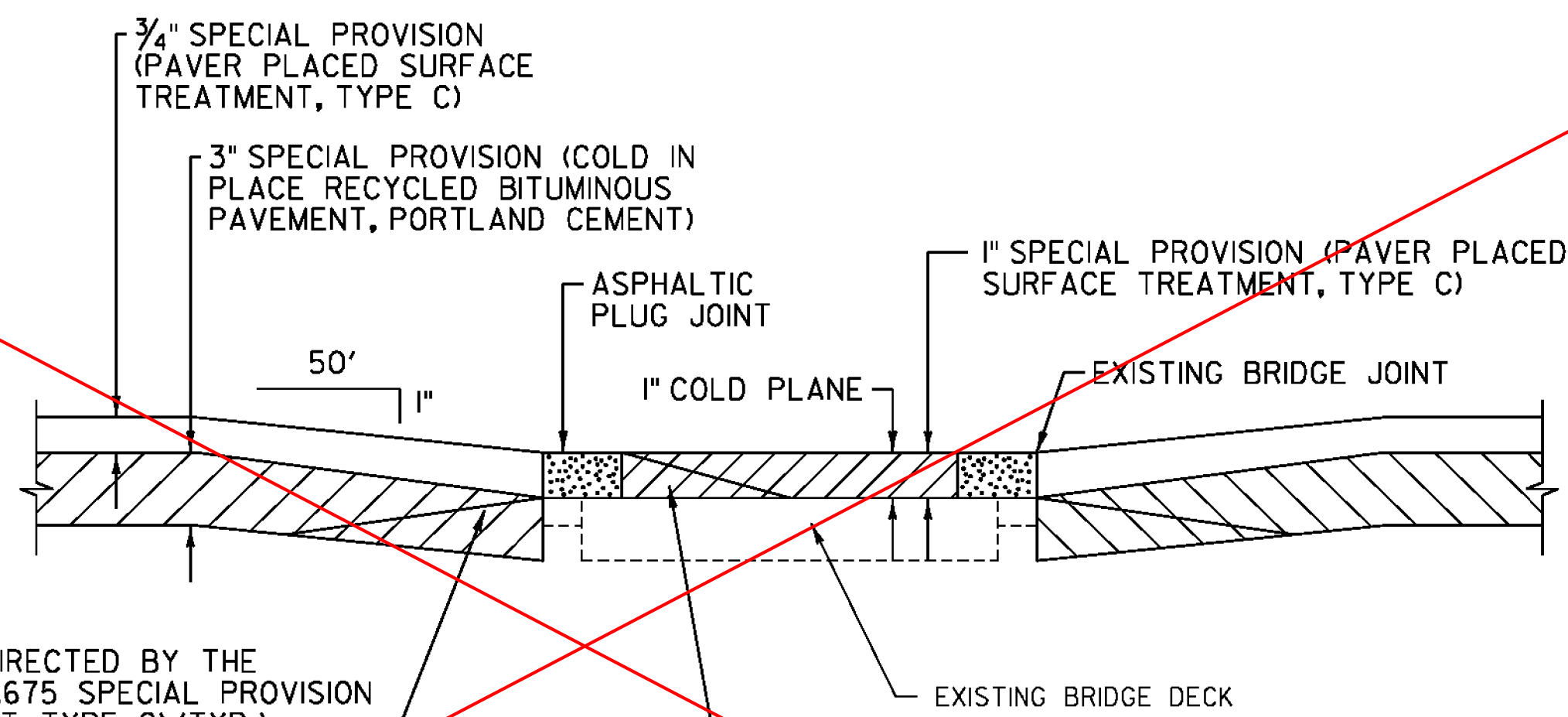


ALTERNATE ZA5



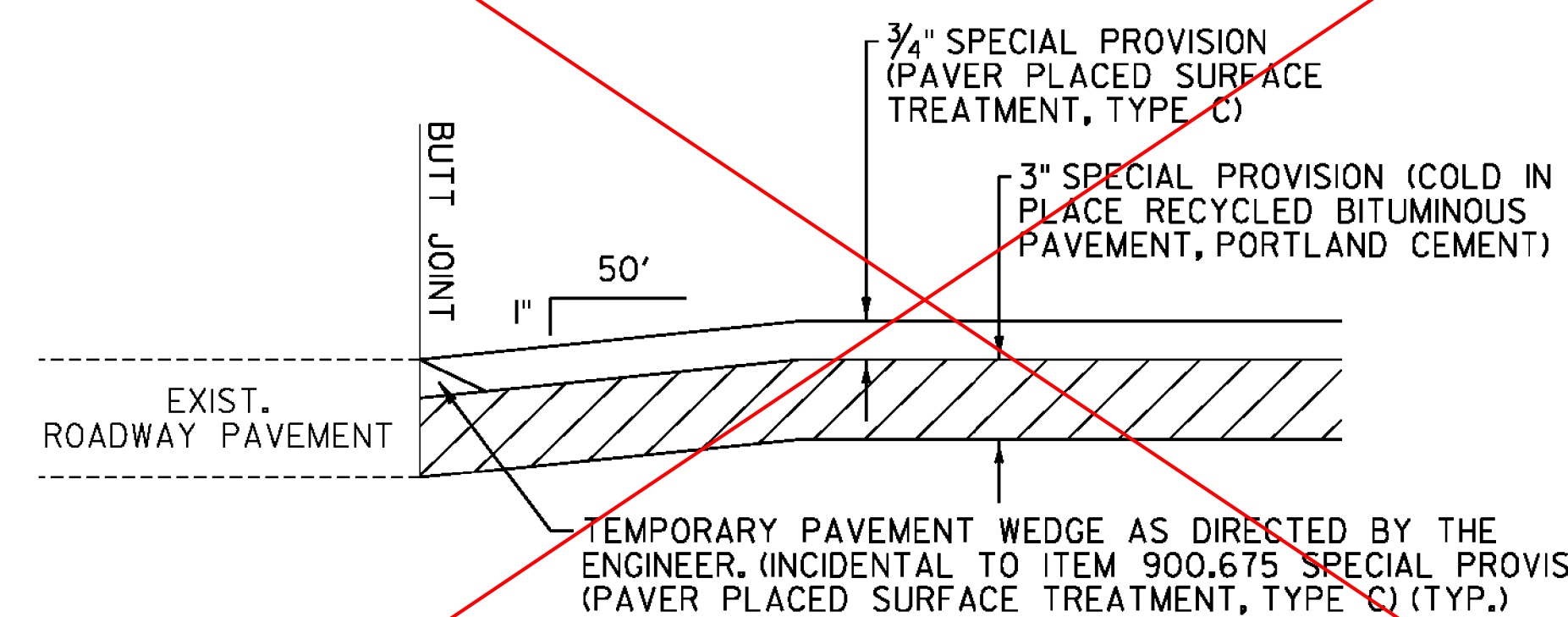
TYPICAL SECTION

WOODSTOCK	POMFRET	BARNARD
37+49 - 51+56 (3 FEET SHOULDERS)	P 0+00 - P 5+41 (3.5 FEET SHOULDERS)	B 0+00 - B 14+50 (3.5 FEET SHOULDERS)
51+56 - 55+02 (2.5 FEET SHOULDERS)	P 5+41 - P 11+43 (4 FEET SHOULDERS)	B 14+50 - B 28+96 (4 FEET SHOULDERS)
55+02 - 79+07 (3 FEET SHOULDERS)	P 11+43 - P 29+70 (3 FEET SHOULDERS)	B 28+96 - B 29+80 (4.5 FEET SHOULDERS)
79+07 - 80+67 (3.5 FEET SHOULDERS)	P 29+70 - P 39+00 (4 FEET SHOULDERS)	B 29+80 - B 42+68 (5 FEET SHOULDERS)
80+67 - 93+32 (4 FEET SHOULDERS)	P 39+00 - P 43+40 (3.5 FEET SHOULDERS)	B 42+68 - B 63+52 (4.5 FEET SHOULDERS)
93+32 - 106+36 (4.5 FEET SHOULDERS)	P 43+40 - P 50+00 (3 FEET SHOULDERS)	B 63+52 - B 64+50 (3.5 FEET SHOULDERS)
106+36 - 122+62 (4 FEET SHOULDERS)	P 50+00 - P 73+31 (3.5 FEET SHOULDERS)	B 64+50 - B 119+72 (4 FEET SHOULDERS)
122+62 - 132+00 (4.5 FEET SHOULDERS)		B 119+72 - B 130+25 (4.5 FEET SHOULDERS)
132+00 - 162+09 (4 FEET SHOULDERS)		B 130+25 - B 141+30 (5 FEET SHOULDERS)
162+09 - 166+02 (3 FEET SHOULDERS)		B 141+30 - B 144+50 (4.5 FEET SHOULDERS)
166+02 - 184+48 (4 FEET SHOULDERS)		B 144+50 - B 164+97 (5 FEET SHOULDERS)
184+48 - 188+00 (4.5 FEET SHOULDERS)		
188+00 - 194+14 (5 FEET SHOULDERS)		
194+14 - 198+86 (3.5 FEET SHOULDERS)		
198+86 - 210+77 (4 FEET SHOULDERS)		



BRIDGE APPROACH DETAIL

WOODSTOCK	78+57 - 79+07	BRIDGE #16
	79+99 - 80+49	BRIDGE #16
	159+96 - 160+46	BRIDGE #17
	161+42 - 161+92	BRIDGE #17
	170+82 - 171+32	BRIDGE #19
	171+81 - 172+31	BRIDGE #19
	185+38 - 185+88	BRIDGE #20
	186+67 - 187+17	BRIDGE #20



MAINLINE APPROACH DETAIL

WOODSTOCK	37+49 - 37+99
BARNARD	B 164+47 - B 164+97

NOT TO SCALE

PROJECT NAME: WOODSTOCK-BARNARD
PROJECT NUMBER: STP FPAV(3)

FILE NAME: z16v024frm.dgn
PROJECT LEADER: P. SHEDD
DESIGNED BY: N. LEMAY
TYPICAL SECTIONS SHEET 2

PLOT DATE: 6/29/2016
DRAWN BY: S. GOODWIN
CHECKED BY: P. SHEDD
SHEET 6 OF 26