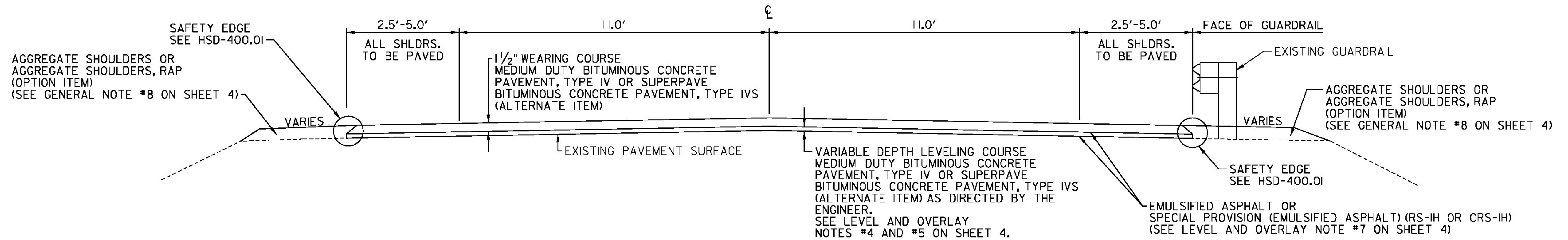


# ALTERNATES ZA1, ZA2, ZA3 & ZA4

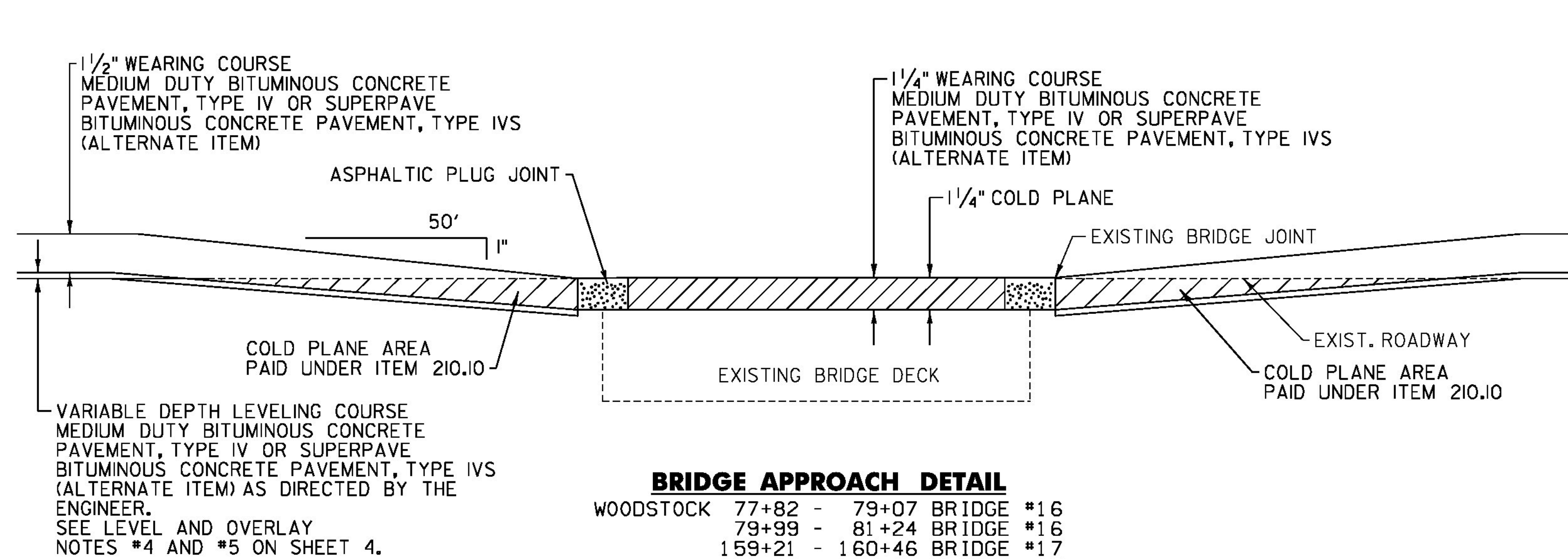


## TYPICAL SECTION

WOODSTOCK	
37+49 - 51+56	(3 FEET SHOULDERS)
51+56 - 55+02	(2.5 FEET SHOULDERS)
55+02 - 79+07	(3 FEET SHOULDERS)
79+07 - 80+67	(3.5 FEET SHOULDERS)
80+67 - 93+32	(4 FEET SHOULDERS)
93+32 - 106+36	(4.5 FEET SHOULDERS)
106+36 - 122+62	(4 FEET SHOULDERS)
122+62 - 132+00	(4.5 FEET SHOULDERS)
132+00 - 162+09	(4 FEET SHOULDERS)
162+09 - 166+02	(3 FEET SHOULDERS)
166+02 - 184+48	(4 FEET SHOULDERS)
184+48 - 188+00	(4.5 FEET SHOULDERS)
188+00 - 194+14	(5 FEET SHOULDERS)
194+14 - 198+86	(3.5 FEET SHOULDERS)
198+86 - 210+77	(4 FEET SHOULDERS)

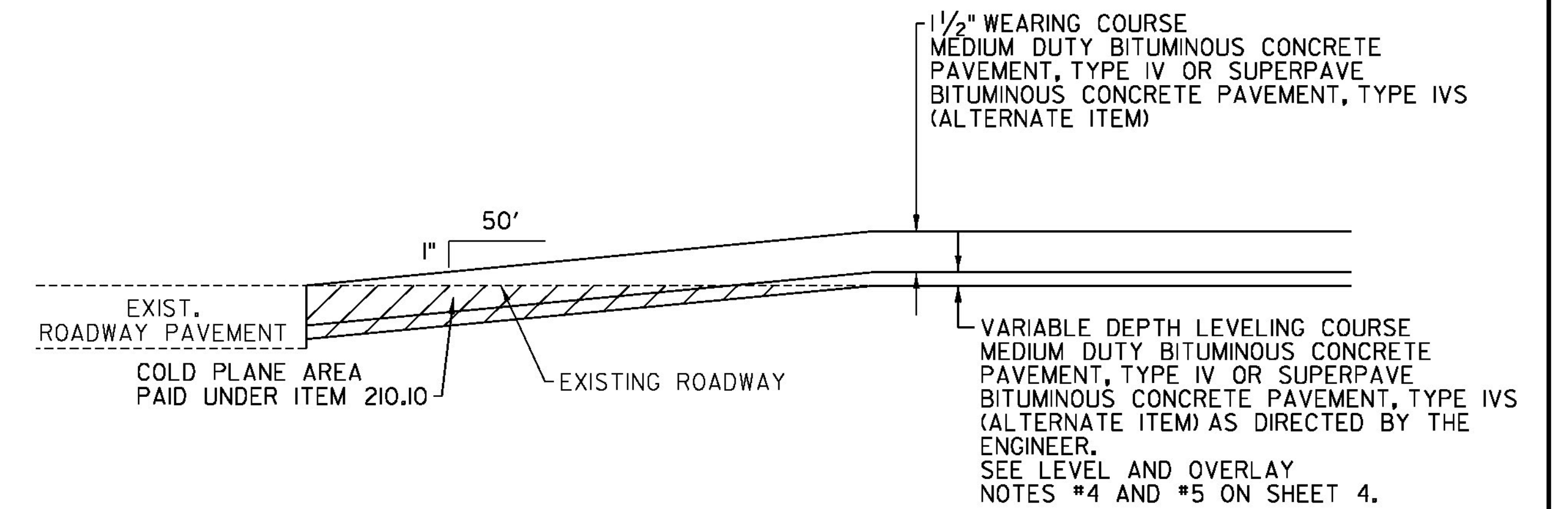
POMFRET	
P 0+00 - P 5+41	(3.5 FEET SHOULDERS)
P 5+41 - P 11+43	(4 FEET SHOULDERS)
P 11+43 - P 29+70	(3 FEET SHOULDERS)
P 29+70 - P 39+00	(4 FEET SHOULDERS)
P 39+00 - P 43+40	(3.5 FEET SHOULDERS)
P 43+40 - P 50+00	(3 FEET SHOULDERS)
P 50+00 - P 73+31	(3.5 FEET SHOULDERS)

BARNARD	
B 0+00 - B 14+50	(3.5 FEET SHOULDERS)
B 14+50 - B 28+96	(4 FEET SHOULDERS)
B 28+96 - B 29+80	(4.5 FEET SHOULDERS)
B 29+80 - B 42+68	(5 FEET SHOULDERS)
B 42+68 - B 63+52	(4.5 FEET SHOULDERS)
B 63+52 - B 64+50	(3.5 FEET SHOULDERS)
B 64+50 - B 119+72	(4 FEET SHOULDERS)
B 119+72 - B 130+25	(4.5 FEET SHOULDERS)
B 130+25 - B 141+30	(5 FEET SHOULDERS)
B 141+30 - B 144+50	(4.5 FEET SHOULDERS)
B 144+50 - B 164+97	(5 FEET SHOULDERS)



## BRIDGE APPROACH DETAIL

WOODSTOCK 77+82 - 79+07	BRIDGE #16
79+99 - 81+24	BRIDGE #16
159+21 - 160+46	BRIDGE #17
161+42 - 162+67	BRIDGE #17
170+07 - 171+32	BRIDGE #19
171+81 - 173+06	BRIDGE #19
184+63 - 185+88	BRIDGE #20
186+67 - 187+92	BRIDGE #20



## MAINLINE APPROACH DETAIL

WOODSTOCK 37+49 - 38+74
BARNARD B 163+72 - B 164+97

NOT TO SCALE

PROJECT NAME: WOODSTOCK-BARNARD  
PROJECT NUMBER: STP FPAV(3)

FILE NAME: z16v024frm.dgn  
PROJECT LEADER: P. SHEDD  
DESIGNED BY: N. LEMAY  
TYPICAL SECTIONS SHEET 1

PLOT DATE: 6/29/2016  
DRAWN BY: S. GOODWIN  
CHECKED BY: P. SHEDD  
SHEET 5 OF 26