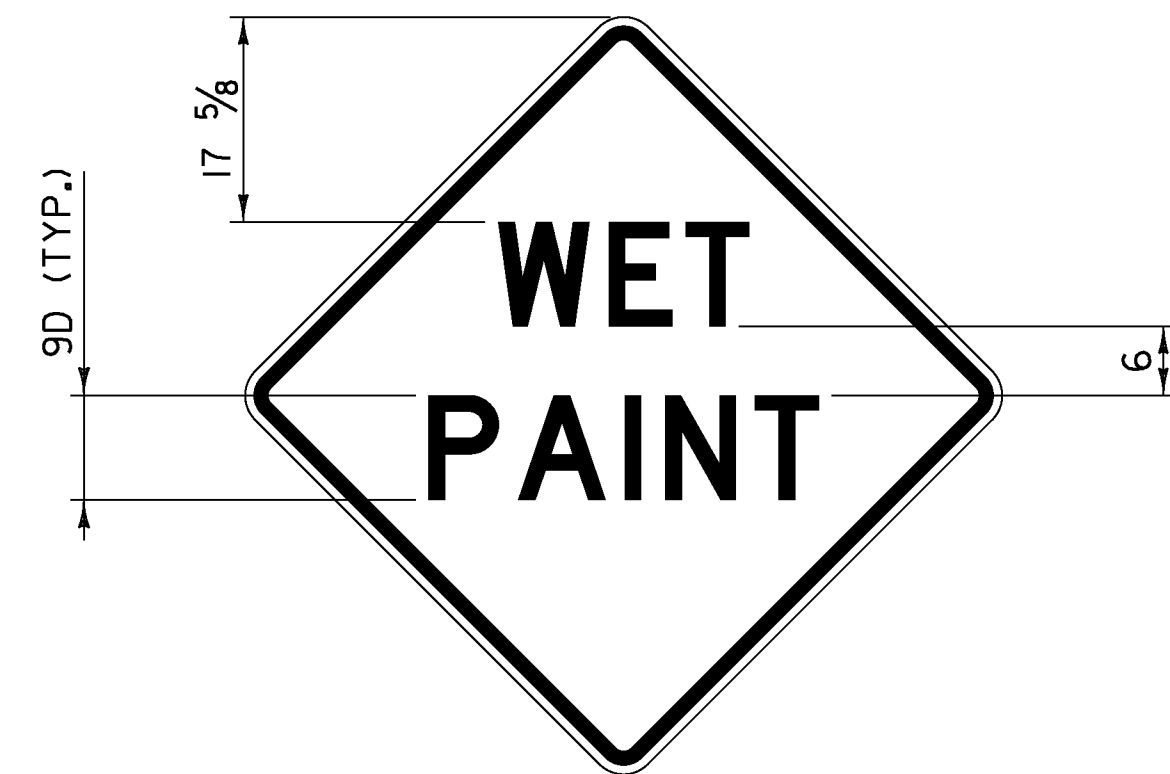


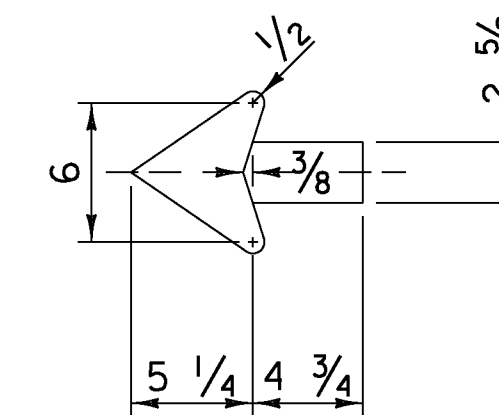
VC-883



VC-885



VC-886L



VC-886R

NOTES:

1. SIGNS SHALL BE 24 INCH BY 24 INCH. IF SOLID SUBSTRATE SIGNS ARE USED, SIGNS SHALL HAVE CORNERS ROUNDED TO A 1 1/2 INCH RADIUS.
2. SIGNS SHALL HAVE 5/8 INCH WIDE BORDERS THAT ARE INDENTED 3/8 INCH FROM THE EDGE OF THE SIGN.



VC-887

GENERAL NOTES:


1. COLORS FOR SIGNS SHALL BE BLACK LEGEND AND BORDER ON FLUORESCENT ORANGE BACKGROUND.
2. CONSTRUCTION SIGNS SHALL BE 48 INCH BY 48 INCH UNLESS OTHERWISE NOTED. IF SOLID SUBSTRATE SIGNS ARE USED, SIGNS SHALL HAVE CORNERS ROUNDED TO A THREE INCH RADIUS UNLESS OTHERWISE NOTED.
3. SIGNS SHALL HAVE 1 1/4 INCH WIDE BORDERS THAT ARE INDENTED 3/4 INCH FROM THE EDGE OF THE SIGN UNLESS OTHERWISE NOTED.
4. SIGNS SHALL HAVE THE LEGEND CENTERED HORIZONTALLY AND VERTICALLY ON THE SIGN UNLESS OTHERWISE INDICATED.
5. ALL DIMENSIONS SHOWN IN INCHES.

OTHER STDS. REQUIRED: T-1

REVISIONS AND CORRECTIONS
AUG. 6, 2012 - ORIGINAL APPROVAL DATE

APPROVED
W.A.P.
HIGHWAY SAFETY & DESIGN ENGINEER
Rickard Flouant
DIRECTOR OF PROGRAM DEVELOPMENT
Mark D. Richter
FEDERAL HIGHWAY ADMINISTRATION

CONSTRUCTION SIGN
DETAILS



STANDARD
T - 29