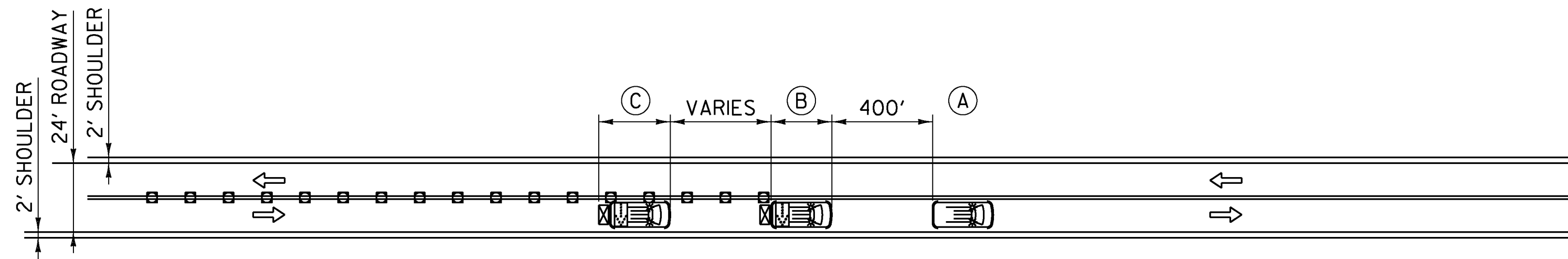


**PAVEMENT MARKING OPERATION  
ON MULTI-LANE ROAD**

**NOTES:**

1. PAVEMENT MARKING OPERATION VEHICLE (C) SHOULD TRAVEL AT A VARYING DISTANCE FROM THE PAVEMENT MARKING OPERATION SO AS TO PROVIDE ADEQUATE SIGHT DISTANCE FOR TRAFFIC APPROACHING FROM THE REAR.
2. ON HIGH SPEED ROADWAYS, A THIRD PROTECTION VEHICLE SHOULD BE USED - THE FIRST PROTECTION VEHICLE ON THE SHOULDER (IF POSSIBLE), THE SECOND PROTECTION VEHICLE IN THE CLOSED LANE, AND THE THIRD PROTECTION VEHICLE IN THE CLOSED LANE.
3. ARROW PANELS SHALL BE AS A MINIMUM TYPE B, 60 INCHES BY 30 INCHES (MUTCD FIGURE 6F-6, SECTION 6F.6I).
4. WORK SHOULD BE PERFORMED DURING OFF-PEAK TRAFFIC HOURS WHEN PRACTICAL.



**PAVEMENT MARKING OPERATION  
ON TWO LANE ROAD**

**NOTES:**

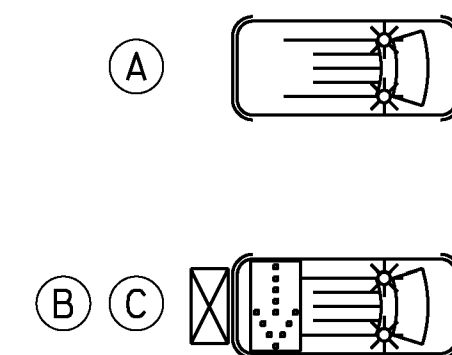
1. ALL PAVEMENT MARKING VEHICLES SHOULD PULL OVER PERIODICALLY TO ALLOW TRAFFIC TO PASS.
2. THE DISTANCE BETWEEN THE WORK AND PROTECTION VEHICLES MAY VARY ACCORDING TO TERRAIN AND OTHER FACTORS. PROTECTION VEHICLES ARE USED TO WARN TRAFFIC OF THE OPERATION AHEAD.
3. UNIFORMED TRAFFIC OFFICERS MAY BE USED TO CONTROL TRAFFIC AT INTERSECTIONS.
4. VEHICLE MOUNTED SIGNS SHALL BE MOUNTED WITH BOTTOM OF THE SIGN AT A MINIMUM HEIGHT OF ONE FOOT ABOVE THE PAVEMENT. SIGNS SHALL BE COVERED OR TURNED FROM VIEW WHEN WORK IS NOT IN PROGRESS.
5. ARROW PANELS ARE OPTIONAL; WHEN USED ARROW PANELS SHALL BE DISPLAYED IN CAUTION MODE.

- ⇒ FLOW OF TRAFFIC
- ⇨ FLASHING ARROW PANEL
- ⊠ TRUCK MOUNTED ATTENUATOR (TMA)
- CONE
- ⇨ PAVEMENT MARKING OPERATION VEHICLE
- Ⓐ PAVEMENT MARKING VEHICLE WITH FLASHING ARROW PANEL, "WET PAINT WITH LEFT ARROW" VC-886L, "WET PAINT WITH RIGHT ARROW" VC-886R SIGNS.
- Ⓑ PROTECTION VEHICLE WITH CONE CAPABILITIES AND TMA.
- Ⓒ PROTECTION VEHICLE WITH FLASHING ARROW PANEL, TMA, "WET PAINT" VC-885, "WET PAINT WITH LEFT ARROW" VC-886L, "WET PAINT WITH RIGHT ARROW" VC-886R SIGNS.

**GENERAL NOTES:**

1. ALL VEHICLES SHALL DISPLAY HIGH-INTENSITY ROTATING, FLASHING, OSCILLATING, OR STROBE LIGHTS IN ADDITION TO VEHICLE HAZARD LIGHTS.
2. PROTECTION VEHICLE SHOULD SLOW DOWN IN ADVANCE OF VERTICAL OR HORIZONTAL CURVES THAT RESTRICT SIGHT DISTANCE.
3. SIGNS LOCATED ON PAVEMENT MARKING OPERATION VEHICLES SHALL BE PLACED SO AS NOT TO OBSCURE OTHER SIGNS OR FLASHING ARROW PANELS.
4. REPEAT "WET PAINT" (VC-885) SIGN AS NEEDED AT SIDE ROADS
5. ALL DISTANCES ARE DESIRABLE MINIMUMS. FIELD CONDITIONS SHALL CONTROL THE ACTUAL SPACING OF THE VEHICLES.
6. CONE SPACING SHALL BE ADEQUATE SO THAT DRIVERS CAN ALWAYS SEE ONE CONE.

**OTHER STDS. REQUIRED: T-1, T-29**




**OPERATION VEHICLE  
SYMBOLGY**

REVISIONS AND CORRECTIONS  
AUG. 6, 2012 - ORIGINAL APPROVAL DATE

APPROVED  
*[Signature]*  
HIGHWAY SAFETY & DESIGN ENGINEER  
*[Signature]*  
DIRECTOR OF PROGRAM DEVELOPMENT  
*[Signature]*  
MARK D. RICHTER  
FEDERAL HIGHWAY ADMINISTRATION

TRAFFIC CONTROL FOR  
MAINTENANCE PAVEMENT  
MARKING OPERATION



STANDARD  
T-24