









DIR	MILEPOINT	LOCATION CODE	MUTCD CODE	WIDTH	HEIGHT	SHEETING REMARKS	SIGN LEGEND	NEW SIGNS		EXISTING SIGNS			EXIST POST		NUMBER OF NEW POSTS	SQUARE STEEL (in)			TUBULAR STEEL Ø (IN)				SIGN FRAME REQUIRED	REMARKS	SIGN DETAIL			
								"A"	"B"	RETAIN	SALVAGE FROM	SALVAGE TO	REMOVE	RETAIN		REMOVE	1.75	2.00	2.50	3.00	3.50	4.00			5.00	DETAIL IN SHSM	DETAIL ON SHEET NUMBER	DETAIL ON STD SHEET NUMBER
																	(LB / FT)			(LB / FT)								
	FAIRFAX		VT104	SB			FYG-FLUORESCENT YELLOW-GREEN															"SHSM" - STANDARD HIGHWAY SIGNS AND MARKINGS						
		F	M6-2	21	15			2.19														GREEN ON WHITE	X					
		F	M3-3	24	12			2.00														GREEN ON WHITE	X					
		F	VM1-5	30	24		 	5.00																	E-136B			
		F	M6-3	21	15			2.19														GREEN ON WHITE	X					
SB	4.538	F	W1-6L	48	24		<=== LEFT			1												LARGE ARROW						
SB	4.536	G	R1-1	30	30		STOP					1										SALVAGE SIGN ON NEW POST IN EXISTING LOCATION						
		F	VD-700	6	10		MM 0104, 0604, 0066, MM (128)			2 4	2 4	2 4																
		G	R1-1	30	30			6.25														INSTALL SIGN ASSEMBLY A MINIMUM OF 10 FEET FROM UTILITY POLE	X					
SB	4.534	E	W1-6R	48	24		RIGHT ===>					1										LARGE ARROW						
		E	W1-6R	48	24			8.00																X				
SB	4.490	F	W1-6L	48	24		<=== LEFT					1										LARGE ARROW						
		F	W1-6L	48	24			8.00														INSTALL SIGN ASSEMBLY A MINIMUM OF 10 FEET FROM RIGHT ARROW SIGN	X					
SB	4.488	E	W1-6R	48	24		RIGHT ===>			1												LARGE ARROW						
SB	4.463	F	R2-1	24	30		SPEED LIMIT 40					1																
		F	R2-1	24	30			5.00																X				
SIGN SUMMARY SHEET							SHEET TOTALS	38.63	0.00	2	4	4	5	5	5	5												
VERMONT AGENCY OF TRANSPORTATION							TOWN TOTALS	636.46	0.00	50	13	11	134	62	79	92	1380											
															PROJECT NAME:	STATEWIDE- NORTHWEST												
															PROJECT NUMBER:	STPG SIGN (58)												
															FILE NAME:	z16T042 VT104-FAIRFAX SB.xl					PLOT DATE:	3/10/2017						
															PROJECT MANAGER:	B. BRESLEND					DRAWN BY:	O. DALMER						
															DESIGNED BY:	O. DALMER					CHECKED BY:	B. BRESLEND						
															FAIRFAX VT104 SB 16	SHEET 111 OF 146												