

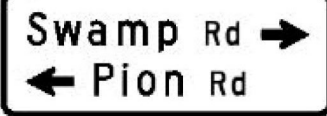







DIR	MILEPOINT	LOCATION CODE	MUTCD CODE	WIDTH	HEIGHT	SHEETING REMARKS	SIGN LEGEND	NEW SIGNS		EXISTING SIGNS			EXIST POST		NUMBER OF NEW POSTS	SQUARE STEEL (in)			TUBULAR STEEL Ø (IN)				SIGN FRAME REQUIRED	REMARKS	SIGN DETAIL				
								"A"	"B"	RETAIN	SALVAGE FROM	SALVAGE TO	REMOVE	RETAIN		REMOVE	1.75	2.00	2.50	FOUNDATION	3.00	3.50			4.00	5.00	DETAIL IN SHSM	DETAIL ON SHEET NUMBER	DETAIL ON STD SHEET NUMBER
																	(LB / FT)				(LB / FT)								
	FAIRFIELD		VT36	WB			FYG-FLUORESCENT YELLOW-GREEN															"SHSM" - STANDARD HIGHWAY SIGNS AND MARKINGS							
WB	2.598	H	R1-1	30	30		STOP					1	1										TH 40						
		G	VD-700	6	10		MM 0360, 0605, 0263			1													TH 40						
		H	R1-1	30	30			6.25															TH 40	X					
WB	1.053	F	W2-1	30	30			6.25						1									INSTALL SIGN 500 FEET EAST OF INTERSECTION	X					
		F	W16-8aP	36	15			3.75															THIN & TRIM		12				
WB	0.963	G	VR-017	24	30		LLL 24,000 LBS					1	1										TH 39						
		G	VR-017	24	30			5.00						1									TH 39			T-70			
WB	0.953	G	VD3-1	24	6		PION RD TH39					1	1										TH 39						
		G	VD3-1	54	12			4.50						2									TH 39. REQUIRES VEGETATION CLEARING		7				
WB	0.953	H	R1-1	30	30		STOP			1													TH 39						
WB	0.928	F	VW-054R	30	30			6.25						1									INSTALL SIGN 130 FEET WEST OF INTERSECTION			T-80			
WB	0.758	F	VW-060	30	30			6.25						1									INSTALL SIGN 25 FEET EAST FROM UTILITY POLE			T-81			
WB	0.483	G	VD3-1	24	6		KANE RD TH79					1	1										TH 79						
		G	VD3-1	54	12			4.50						2									TH 79		7				
SIGN SUMMARY SHEET							SHEET TOTALS	42.75	0.00	2	0	0	4	2	3	8								PROJECT NAME: STATEWIDE- NORTHWEST					
								SF	SF	EA	EA	EA	EA	EA	EA	EA								PROJECT NUMBER: STPG SIGN (58)					
VERMONT AGENCY OF TRANSPORTATION							TOWN TOTALS	351.58	0.00	16	7	5	55	24	35	64								FILE NAME: z16T042 VT36-FAIRFIELD WB.3	PLOT DATE: 3/10/2017				
																							PROJECT MANAGER: B. BRESLEND	DRAWN BY: O. DALMER					
																							DESIGNED BY: O. DALMER	CHECKED BY: B. BRESLEND					
																							FAIRFIELD VT36 WB 9	SHEET 64	OF 146				