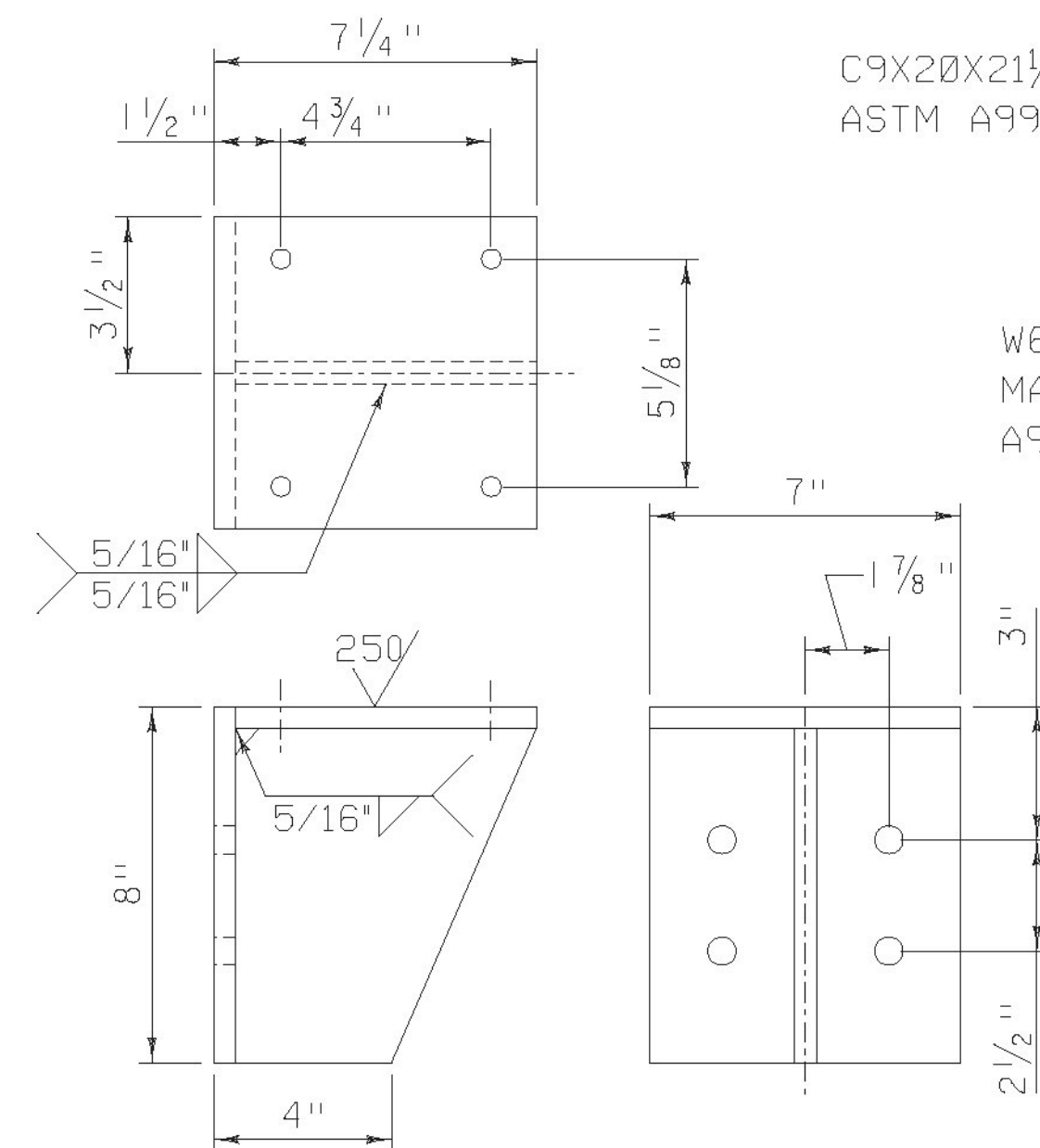


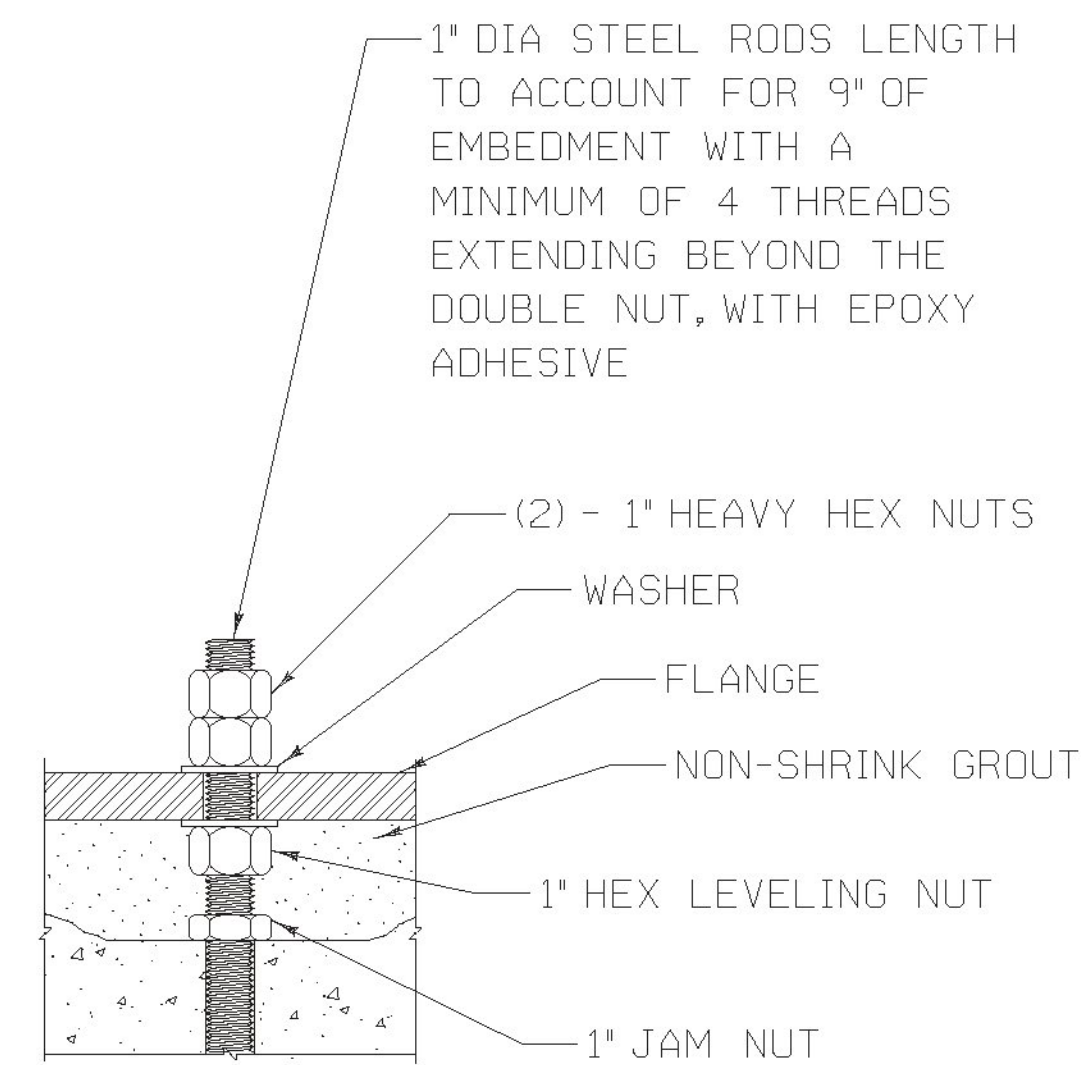
| MECHANICAL EQUIPMENT BILL OF MATERIALS |  |                |              |
|--|--|----------------|--------------|
| NO.                                    | ITEM   | MATERIAL       | QUANTITY     |
| 1                                      | #60, 2 STRAND, CHAIN SPROCKET                | HARDENED STEEL | 4            |
| 2                                      | #50, 3 STRAND, CHAIN SPROCKET                | HARDENED STEEL | 4            |
| 3                                      | #60 CHAIN                                    | -              | 106.5 IN (2) |
| 4                                      | #50 CHAIN                                    | -              | 56.75 IN (2) |
| 5                                      | 1" HILTI THREADED ROD                        | A325           | 8            |
| 6                                      | 1" HEAVY HEX NUT                             | A563           | 24           |
| 7                                      | 1" JAM NUT                                   | -              | 8            |
| 8                                      | 1" CIRCULAR WASHER                           | F436           | 16           |
| 9                                      | 5/8"x5/8" REDUCER KEY*                       | A668 CLASS K   | 4            |
| 10                                     | 1/4"x1/4" GEARMOTOR KEY                      | A668 CLASS K   | 2            |
| 11                                     | 1/2"x1/2" MOTOR KEY*                         | A668 CLASS K   | 2            |
| 12                                     | MACHINERY SUPPORT                            | AS NOTED       | 2            |
| 12                                     | GEARMOTOR BRACKET                            | A572 GR 50     | 2            |
| 14                                     | MOTOR SHIMS                                  | 316 SS         | 2 PACKS      |
| 15                                     | MOTOR BRAKE SHIMS                            | 316 SS         | 2 PACKS      |
| 16                                     | TACHOMETER SHIMS                             | 316 SS         | 2 PACKS      |
| 17                                     | MOTOR BASE BOLTS*                            | A325           | 8            |
| 18                                     | MOTOR BASE NUTS*                             | A563           | 8            |
| 19                                     | MOTOR BASE WASHERS*                          | F436           | 16           |
| 20                                     | 11MM GEARMOTOR BOLTS                         | A325M          | 8            |
| 21                                     | 11MM GEARMOTOR NUTS                          | A563M          | 8            |
| 22                                     | 11MM GEARMOTOR WASHERS                       | F436M          | 16           |
| 23                                     | BRACKET 5/8" BOLTS                           | A325           | 8            |
| 24                                     | BRACKET 5/8" NUTS                            | A563           | 8            |
| 25                                     | BRACKET 5/8" WASHERS                         | F436           | 16           |
| 26                                     | RIGHT ANGLE GEARBOX RATIO: 1:1               | -              | 2            |
| 27                                     | DELTA FLEX COUPLING OR APPROVED EQUAL        | -              | 2            |
| 28                                     | LOVEJOY L110 COUPLING HALF OR APPROVED EQUAL | -              | 2            |
| 29                                     | JAW COUPLING SPIDER                          | -              | 2            |
| 30                                     | 1" CHEESE PLATE                              | A572 GR 50     | 2            |
| 31                                     | MOTION CONTROL COUPLING*                     | -              | 2            |
| 32                                     | 3/8" HEX BOLTS                               | A325           | 8            |
| 33                                     | 3/8" HEX NUTS                                | A563           | 8            |
| 34                                     | 3/8" WASHERS                                 | F436           | 16           |
| 35                                     | ROTARY CAM SHIMS                             | 316 SS         | 2            |
| 36                                     | ROTARY CAM PINION SPROCKET*                  | -              | 2            |
| 37                                     | ROTARY CAM GEAR SPROCKET*                    | -              | 2            |
| 38                                     | ROTARY CAM SUPPORTS*                         | -              | 2            |
| 39                                     | SEATED LIMIT SWITCH SUPPORT*                 | -              | 2            |

\* CONFIRM DIMENSIONS IN THE FIELD

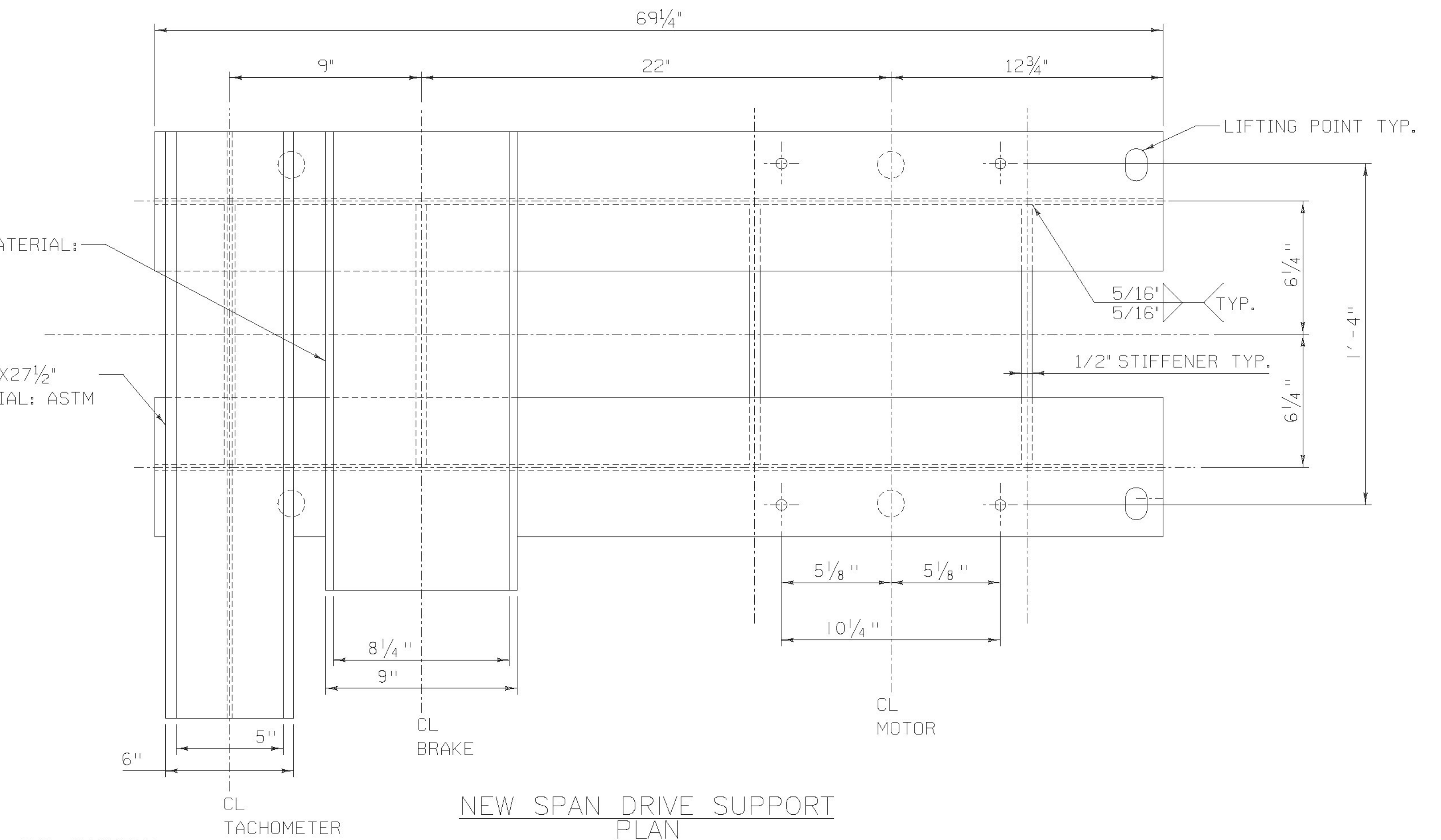


NEW AUXILIARY DRIVE SUPPORT

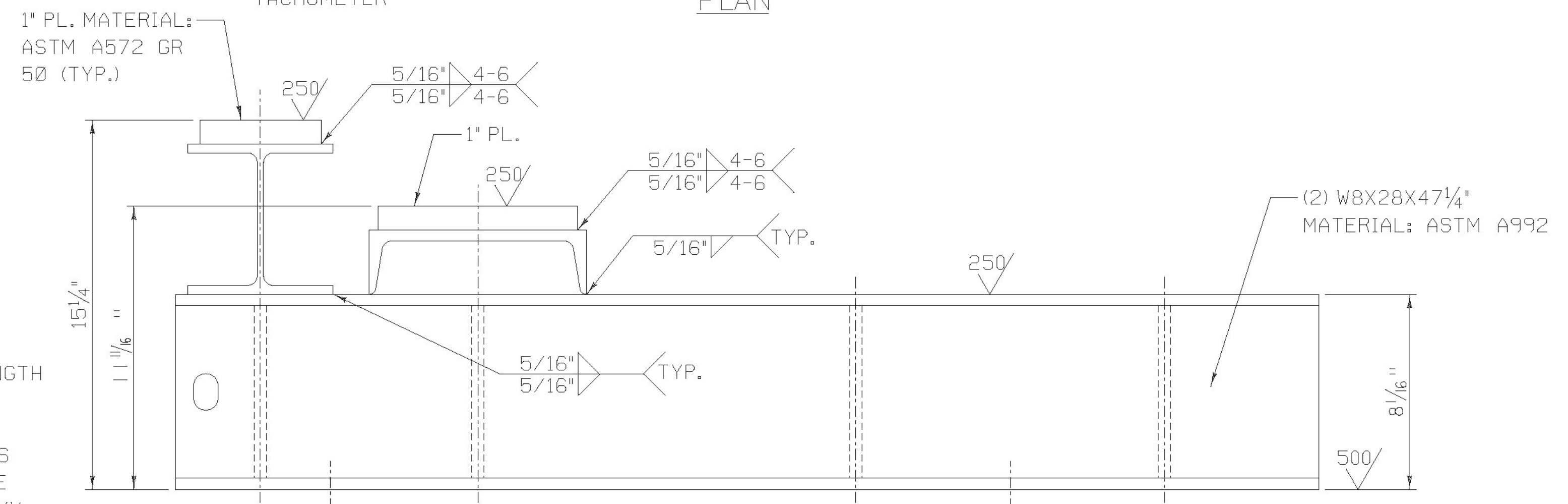
MATERIAL: 3/4" ASTM A572 GR 50 PL.  
WEIGHT: 40 LBS EA.



ANCHOR BOLT DETAIL



NEW SPAN DRIVE SUPPORT PLAN



NEW SPAN DRIVE SUPPORT ELEVATION

MATERIAL: AS NOTED  
WEIGHT: 350 LBS EA.

NOTES

1. CLIP STIFFENERS AS NECESSARY TO AVOID OVERLAP OF WELDS OR CLEAR FILLET WELDS BY A MINIMUM OF 1/4"
2. THE WORK ON THIS SHEET IS TO BE PAID UNDER ITEM 900.645 SPECIAL PROVISION (MECHANICAL EQUIPMENT REHABILITATION).

PROJECT NAME: NORTH HERO GRAND ISLE  
PROJECT NUMBER: BF EWPI(2)

FILE NAME: z12b142bdr\_mwp23.dgn  
PROJECT LEADER: T. FRENCH  
DESIGNED BY: C. MADDEN  
MECHANICAL WORK DETAILS II

PLOT DATE: 03/03/2016  
DRAWN BY: C. MADDEN  
CHECKED BY: P. DAVIS  
SHEET 5 OF 8