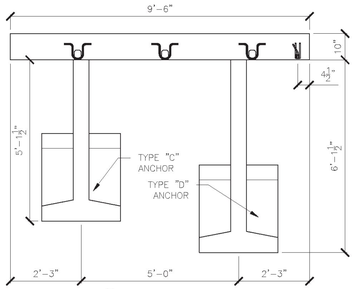

1 S5.0 WW1B PLAN VIEW
½" = 1'-0"

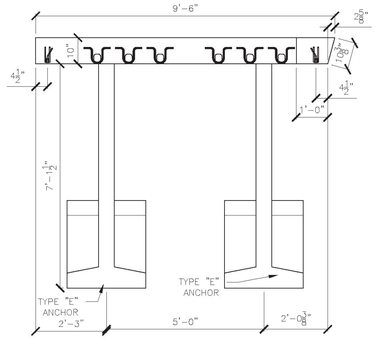

2 S5.0 WW1A PLAN VIEW
½" = 1'-0"

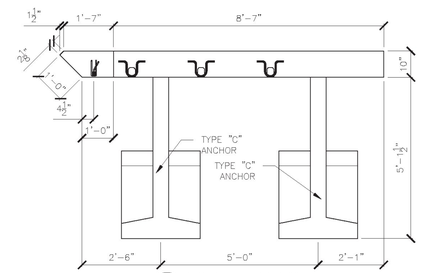

3 S5.0 WW2A PLAN VIEW
½" = 1'-0"

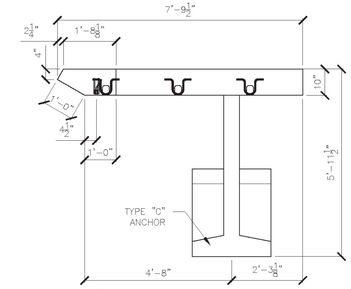

4 S5.0 WW3A PLAN VIEW
½" = 1'-0"

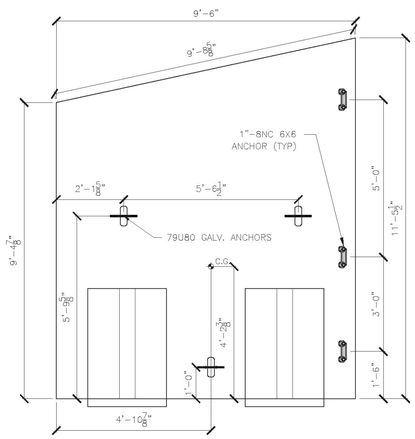

5 S5.0 WW1B ELEVATION
½" = 1'-0"

1 WW1B REQUIRED
UNIT WEIGHT AND VOLUME:
TOTAL: 16,478#
WALL: (2.98 CY)
D ANCHOR: 0.58 CY
C ANCHOR: 0.51 CY

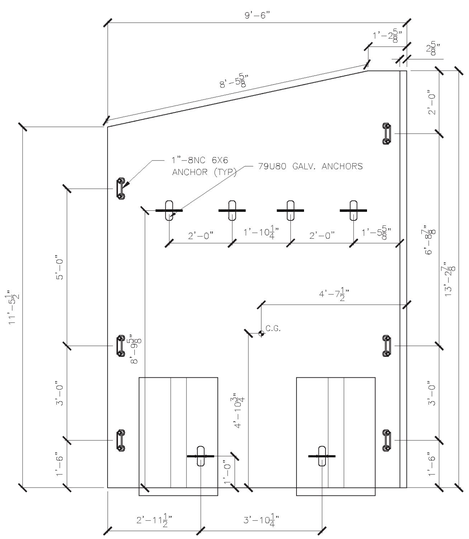

6 S5.0 WW1A ELEVATION
½" = 1'-0"

1 WW1A REQUIRED
UNIT WEIGHT AND VOLUME:
TOTAL: 19,619#
WALL: (3.56 CY)
E ANCHOR: 0.64 CY
E ANCHOR: 0.64 CY

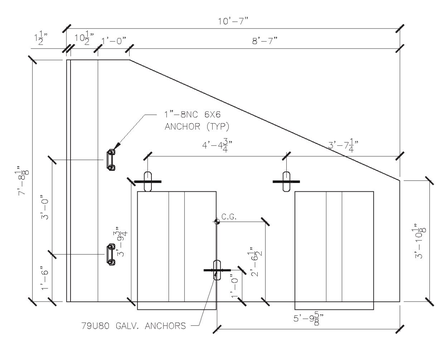

7 S5.0 WW2A ELEVATION
½" = 1'-0"

1 WW2A REQUIRED
UNIT WEIGHT AND VOLUME:
TOTAL: 11,688#
WALL: (1.87 CY)
C ANCHOR: 0.51 CY
C ANCHOR: 0.51 CY

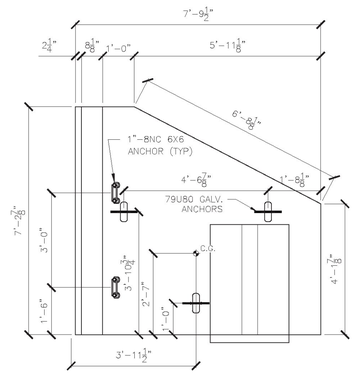

8 S5.0 WW3A ELEVATION
½" = 1'-0"

1 WW3A REQUIRED
UNIT WEIGHT AND VOLUME:
TOTAL: 7,540#
WALL: (1.35 CY)
C ANCHOR: 0.51 CY

Vermont Agency of Transportation
RECEIVED
CK'D BY TYLin OK'D BY KMH
September 14, 2016
RESUBMIT No Approved
BY Kristin Higgins DATE 09-14-2016

T·Y·LIN INTERNATIONAL
The stamped documents are hereby:
___ Approved
_X_ Approved as noted
___ Revise and resubmit
See transmittal for additional information as applicable.
This review is for general conformance with design concept only. Any deviation from the plans or specifications not clearly noted by the Contractor has not been reviewed. Review by the Engineer shall not relieve the Contractor of the contractual responsibility for any errors or deviation from the contract requirements.
Josh Olund 09/13/2016
Reviewer Date

No.	Date	Revision	By

STATE OF VERMONT
DAVID A. WOOD
No. 9000
Structural I
LICENSED PROFESSIONAL ENGINEER
9/12/16

DESIGNED AND DETAILED BY:
DELTA
ENGINEERS, ARCHITECTS, & LAND SURVEYORS
860 HOOSPER ROAD, ENDWELL, NY 13760-1564
TEL: (607) 231-6660 FAX: (607) 231-6650

VT 100 Road Culvert
Duxbury, Vermont

Wingwall Details

Scale: AS SHOWN
Checked by:
Drawn by: GEC
Designed by: DELTA
Project No. 7347
Date: 6/2016

PREPARED FOR:
MICHIE CORPORATION, INC.
173 BUXTON INDUSTRIAL DRIVE-PO BOX 870
MONTPELIER, VERMONT 05602
PHONE: 603-428-3218
FAX: 603-428-7428

DWG NO.
S5.0