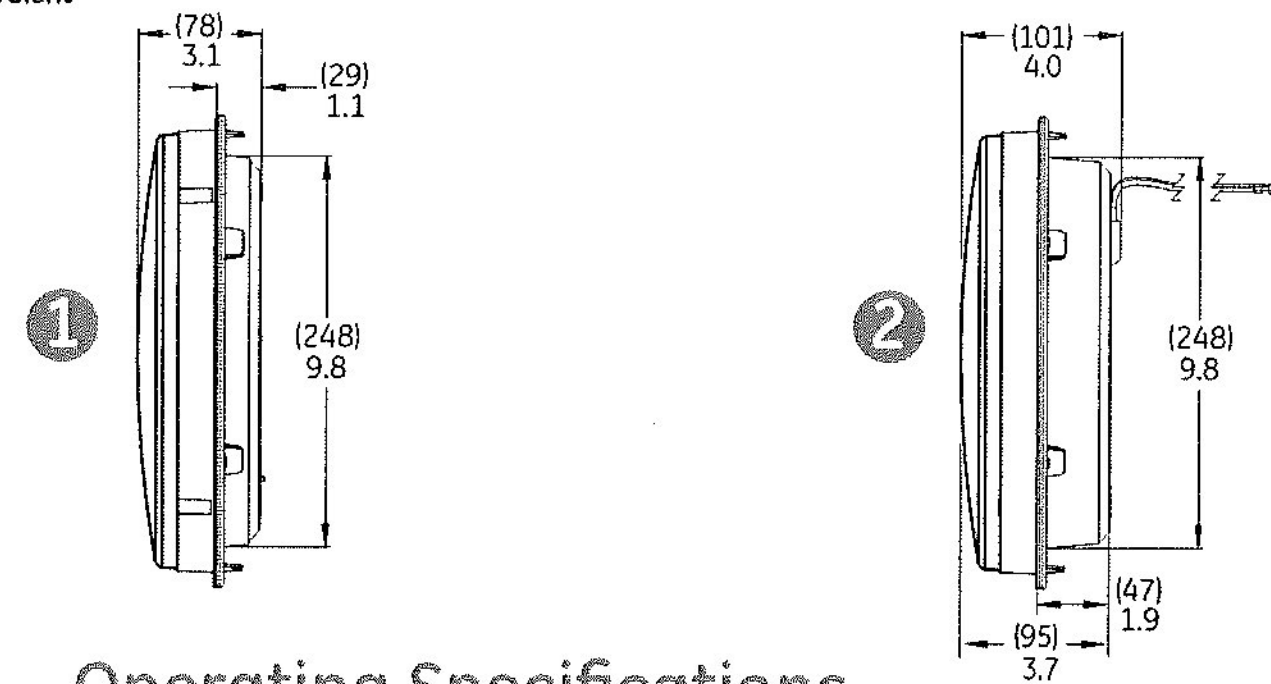
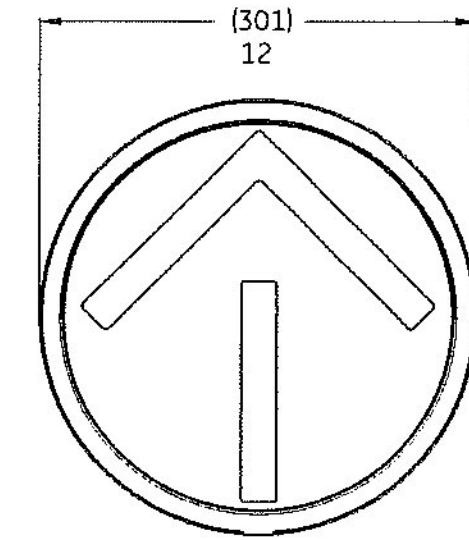


GT1™ LED Arrow Signals

- 12 inch module

Mechanical Outline Dimensions in inches. (mm) indicates metric equivalent



Design Compliance

Test type	Compliance
Luminous Intensity	ITE VTC SH-LED Vehicle Arrow Traffic Signal Supplement, July 2007
Chromaticity	ITE VTC SH-LED Vehicle Arrow Traffic Signal Supplement, July 2007
Moisture Resistance	NEMA STD 250 Type 4 - 1991 Blown Wind Rain MIL-STD-810F method 506.4
Mechanical Vibration	MIL-STD-883 Method 2007
Electronic Noise	FCC Title 47 Sub. B Sec.15 ¹
Transient Voltage Protection	Sec. 2.1.6 NEMA TS2-2003, 300V, 2500W Sec. 2.1.6 NEMA TS2-2003, 600V, 10μF Sec. 2.1.8 NEMA TS2-2003
Controller Compatibility	ITE VTC SH-LED Vehicle Arrow Traffic Signal Supplement, July 2007
Wiring	NFPA 70, National Electric Code
Transient Suppression	Sec. 8.2 IEC 1000-4-5 & Sec. 6.1.2 ANSI/IEEE C62.41.2 - 2002, 3KV, 2Ω Sec. 8.0 IEC 1000-4-12 & Sec. 6.1.1 ANSI/IEEE C62.41.2 - 2002, 6KV, 30Ω

Operating Specifications

Parameter	Rating
Operating Temperature Range*	-40 to +74°C (-40 to +165°F)
Operating Voltage Range	80 to 135 V (60Hz AC)
Power Factor (PF)	> 90 %
Total Harmonic Distortion (THD)	< 20 %
Voltage Turn-Off (VTO)	35 V
Turn-On / Turn-Off Time	< 75msec
Lens & Shell Material	UV Stabilized Polycarbonate
Wiring	16 AWG, Color Coded with Strain Relief


* Performed in compliance with ITE test method described in the technical notes

Product Information


Model Number	Size (in)	AC Voltage Nominal	Power (W) Nominal	Wavelength (nm) Dominant	Maintained Intensity (Cd) Minimum	Luminous Intensity Spec	Mechanical Outline
DR6-RTAAN-17A	12	120V - 60Hz	5	626	58	A & B	1
DR6-YTAAN-17A*	12	120V - 60Hz	9	589	146	A & B	1
DR6-YTAAN-17A-YX	12	120V - 60Hz	6	589	146	A	2
DR6-GTAAN-17A	12	120V - 60Hz	5	500	76	A & B	1
DR6-GCAAN-17A	12	120V - 60Hz	5	500	76	A & B	1

Standard product equipped with universal connectors (spade-quick disconnect).
All lamps available in tinted or clear lens.
* Luminous intensity measured at T_a = 25°C for yellow (these models are not Intertek ETL Verified compliant).
¹ Class A

Distributed by:



Highway Tech
6 Sabattus Road - P.O. Box 1209 - Sabattus, ME 04280
ME Office - Tel. (207) 375-8248 - Fax (866) 232-7014
NY Office - Tel. (607) 299-4604 - Fax (866) 350-3162



GE Lighting Solutions • 1-888-MY-GE-LED • www.gelightingsolutions.com
1 - 8 8 8 - 6 9 - 4 3 - 5 3 3

GE Lighting Solutions, LLC is a subsidiary of the General Electric Company. GT1 and "The Greatest Signals Stand the Test of Time" are trademarks of GE Lighting Solutions, LLC. The GE brand and logo are trademarks of the General Electric Company. © 2013 GE Lighting Solutions, LLC. Information provided is subject to change without notice. All values are design or typical values when measured under laboratory conditions.

TRAF064-R0509.1.3