










11/3/16

11/11/16

DIR	MILEPOINT	LOCATION CODE	MUTCD CODE	WIDTH	HEIGHT	SHEETING REMARKS	SIGN LEGEND	NEW SIGNS		EXISTING SIGNS				EXIST POST		NUMBER OF NEW POSTS	SQUARE STEEL (in)			TUBULAR STEEL Ø (IN)				SIGN FRAME REQUIRED	REMARKS	SIGN DETAIL		
								"A"	"B"	RETAIN	SALVAGE FROM	SALVAGE TO	REMOVE	RETAIN	REMOVE		1.75	2.00	2.50	3.00	3.50	4.00	5.00			DETAIL IN SHSM	DETAIL ON SHEET NUMBER	DETAIL ON STD SHEET NUMBER
																	(LB / FT)			(LB / FT)								
	LYNDON		US5	SB			FYG-FLUORESCENT YELLOW-GREEN															"SHSM" - STANDARD HIGHWAY SIGNS AND MARKINGS						
		F	M2-1	21	15		 	2.19							2		X					2C	GREEN ON WHITE	X				
		F	VM1-5	30	24		 	5.00																		E-136B		
		F	M2-1	21	15			2.19															GREEN ON WHITE	X				
		F	VM1-5	30	24			5.00																		E-136B		
SB	3.923	F	VD-701	6	8		BRIDGE 145 US 5			1																		
SB	3.880	F	VD1-1A	72	10		^UP LYNDONVILLE 1					1																
		F	VD1-1A	72	10		^UP ST JOHNSBURY 10					1																
		F	VD1-1A	72	10		<--- EAST BURKE 4					1																
		F	VD1-1A	72	10		<--- BURKE MTN/ SKI AREA 7					1																
		F	VD1-1A	72	10		<--- ISLAND POND 23					1																
	3.890	F	VD1-1A	72	12			6.00							2			2	186.2	228			INSTALL NEW SIGNS 50 FEET NORTH OF EXISTING SIGNS		7			
		F	VD1-1A	72	12			6.00															ADDED THIN & TRIM		7			
		F	VD1-1A	72	12			6.00																		7		
		F	VD1-1A	72	12			6.00																		7		
		F	VD1-1A	72	12			6.00																		7		
SIGN SUMMARY SHEET							SHEET TOTALS	44.38	0.00	1	0	0	5	1	2	4	30	2	228				PROJECT NAME: STATEWIDE- NORTHEAST					
								SF	SF	EA	EA	EA	EA	EA	EA	EA	FT				PROJECT NUMBER: STPG SIGN(56)							
VERMONT AGENCY OF TRANSPORTATION							TOWN TOTALS	236.39	0.0	20.0	0.0	0.0	47.0	17.0	30.0	34	480.0	2	228				FILE NAME: z15T007US5-LYNDON-SB.xls	PLOT DATE: 5/4/2016				
																					PROJECT MANAGER: B. BRESLEND	DRAWN BY: O. DALMER						
																					DESIGNED BY: O. DALMER	CHECKED BY: B. BRESLEND						
																					LYNDON US5 SB 5	SHEET 30	OF 168					