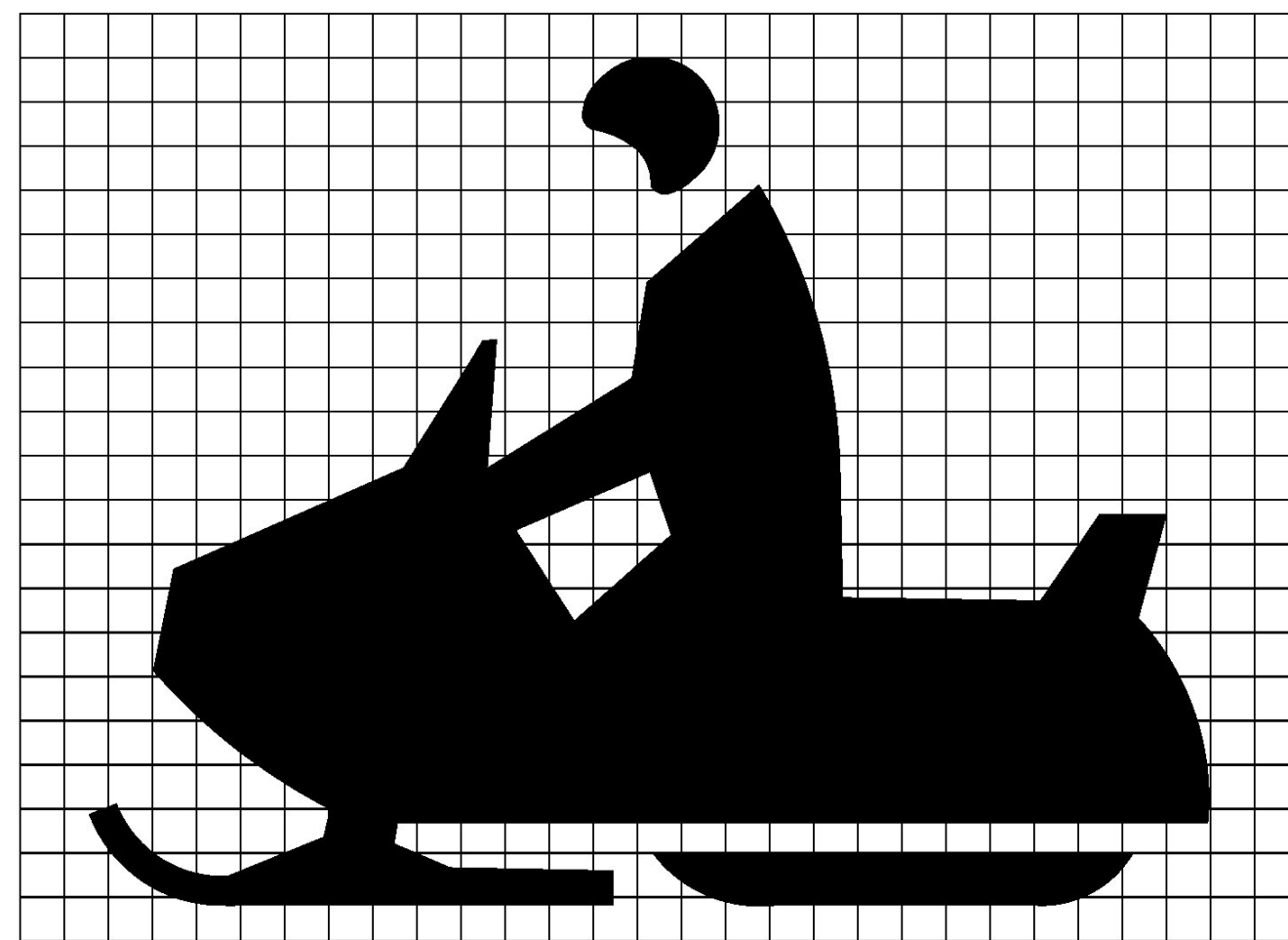
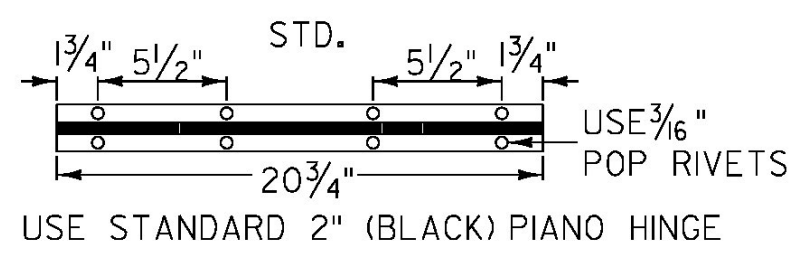
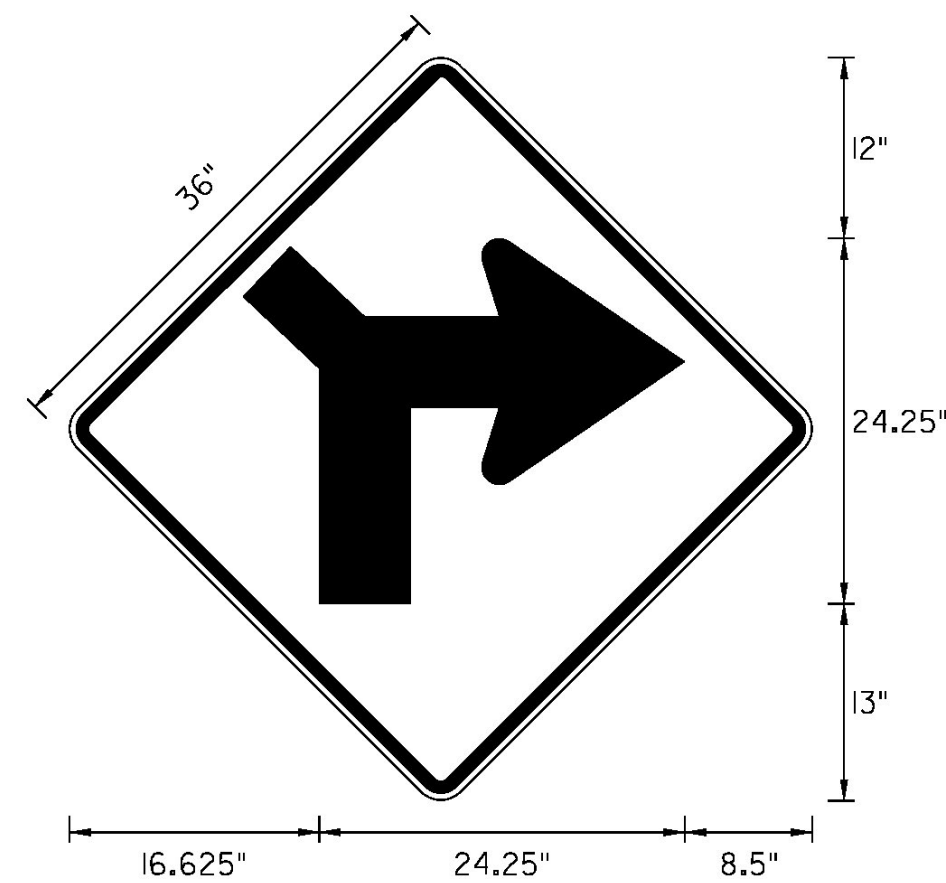


W11-6H

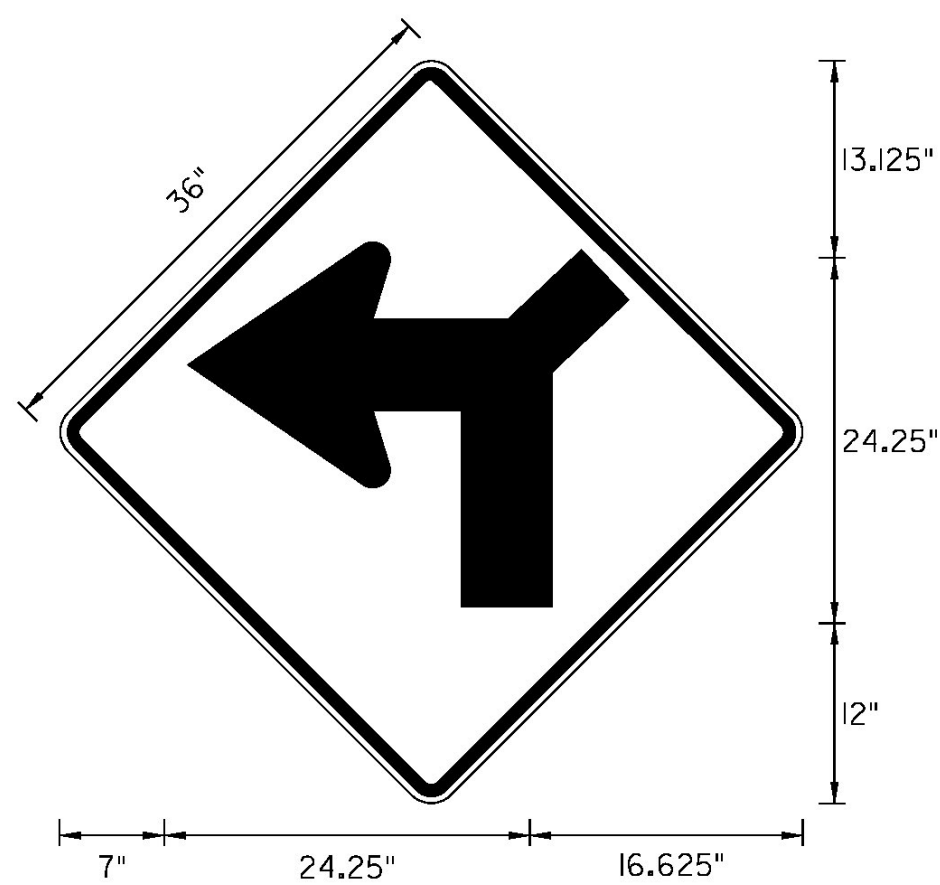
SIGN	DIMENSIONS (INCHES)								
	A	B	C	D	E	F	G	H	J
STD.	30	1/2	3/4	11/16	5/16	12 1/16	17/8	14	2 1/2



1 BLOCK = 1" X 1"



**W1-1MdR
BLACK ON YELLOW**



**W1-1MdL
BLACK ON YELLOW**

MATERIALS

SEE NOTE 13 ON SHEET 2

COLORS

ALL THE WARNING SIGNS SHOWN ON THIS SHEET SHALL HAVE BLACK TEXT AND SYMBOLS ON RETROREFLECTORIZED YELLOW BACKGROUND, EXCEPT AS OTHERWISE NOTED. THE COLORS SHALL CONFORM WITH THE COLORS ADOPTED BY THE AMERICAN ASSOCIATION OF STATE HIGHWAY AND TRANSPORTATION OFFICIALS AND APPROVED BY THE DEPARTMENT OF TRANSPORTATION AND THE FEDERAL HIGHWAY ADMINISTRATION.

THE TEXT, BORDER AND SYMBOLS SHALL BE LETTERING FILM. THE REFLECTIVE MATERIAL SHALL BE REFLECTIVE SHEETING APPLIED TO THE ENTIRE BACKGROUND OF THE SIGN.

TEXT DESIGN

LETTERS, DIGITS, SYMBOLS, SPACINGS AND TEXT SHALL CONFORM WITH THE STANDARD ALPHABETS AND DESIGNS PRESCRIBED IN THE MANUAL ON UNIFORM TRAFFIC CONTROL DEVICES

SPECIFICATIONS

WARNING SIGNS SHALL MEET THE VERMONT STANDARD SPECIFICATIONS FOR "TRAFFIC SIGNS".

ALL DIMENSIONS SHOWN IN INCHES, EXCEPT WHERE NOTED.
NOT TO SCALE

PROJECT NAME:	STATEWIDE-NORTHEAST
PROJECT NUMBER:	STPG SIGN (56)
FILE NAME: z151007tsss-det.dgn	PLOT DATE: 5/4/2016
PROJECT LEADER: C. LATHROP	DRAWN BY: O. DALMER
DESIGNED BY: B. BRESLEND	CHECKED BY: C. LATHROP
SIGN DETAIL SHEET 9	SHEET 14 OF 168