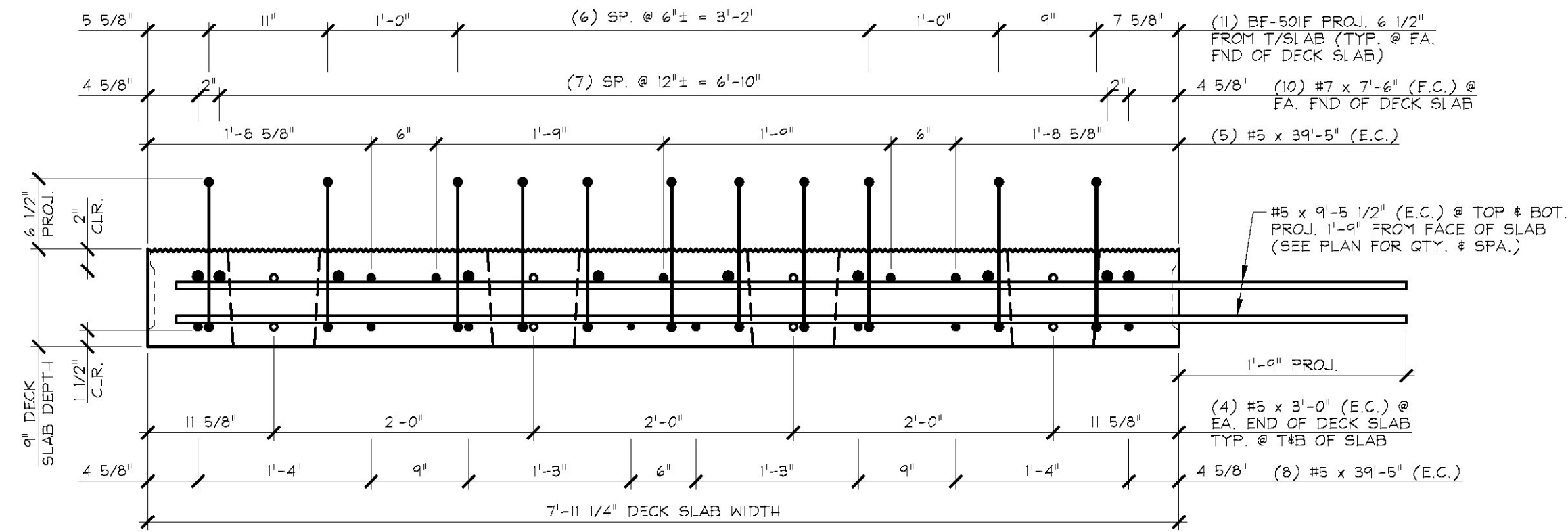
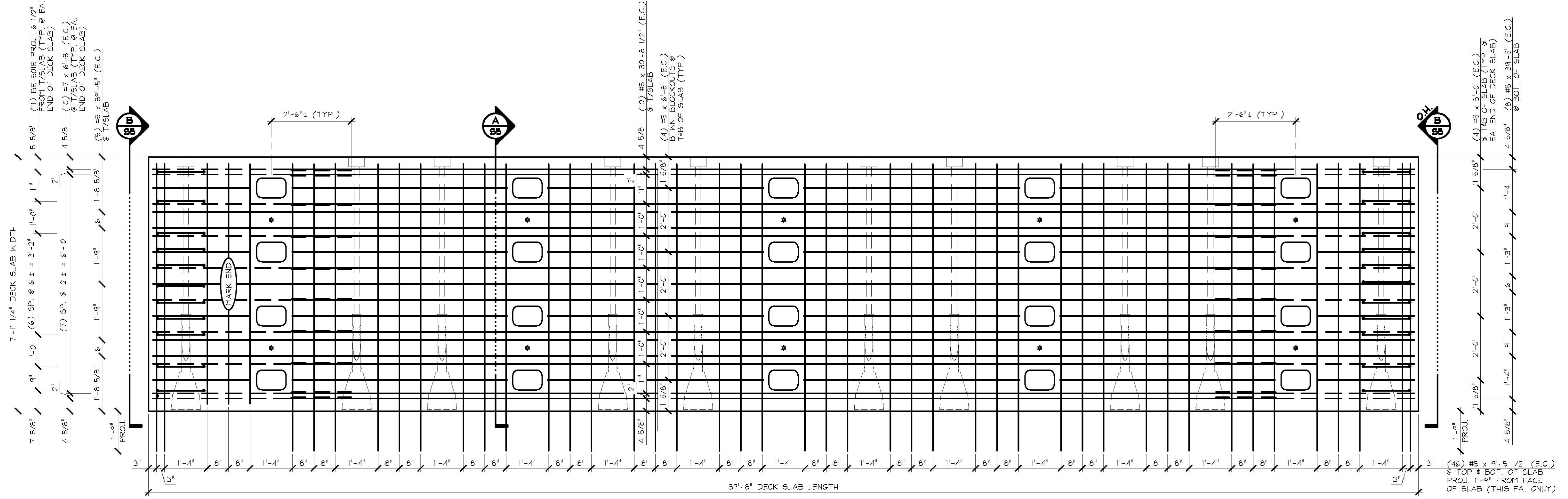


A REINFORCING SECTION
S5 @ MID-SPAN
 1" = 1'-0"

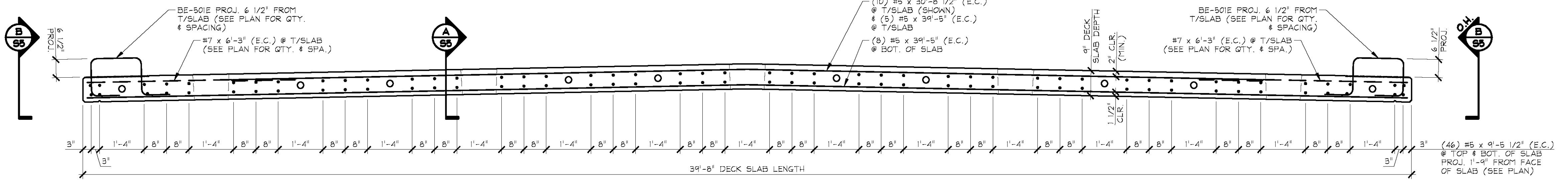


B REINFORCING SECTION
S5 @ BEAM END
 1" = 1'-0"



1 REINFORCING PLAN VIEW IN FORM
S5
 1/2" = 1'-0"

SHOP NOTE:
 SEE DRAWING NO. "S4" FOR ADDITIONAL REQUIRED REINFORCING NOT SHOWN ON THIS SHEET.



2 REINFORCING ELEVATION
S5
 1/2" = 1'-0"

MARK: BE-DS3		QTY.: 2	
MATERIAL LIST / DECK SLAB			
ITEM	MARK	DESCRIPTION	QTY.
1	BE-501E	#5 BENT BAR (EPOXY COATED)	22
2		#5 x 3'-0" (EPOXY COATED)	16
3		#5 x 6'-8" (EPOXY COATED)	32
4		#5 x 9'-5 1/2" (EPOXY COATED)	42
5		#5 x 30'-8 1/2" (EPOXY COATED)	10
6		#5 x 39'-5" (EPOXY COATED)	13
7			
8		#7 x 6'-3" (EPOXY COATED)	20
9			
10			

APPROVAL STAMP:	J.P. CARRARA & SONS INC. Precast & Prestress Manufacturer 2464 CASE STR., MIDDLEBURY, VERMONT 05753 Phone: (802)388-6361 Fax: (802)388-9010	THE BELDEN COMPANY CONTRACTOR RUTLAND, VERMONT
	STATE OF VERMONT AGENCY OF TRANSPORTATION COUNTY OF WINDSOR	DATE: NOV. 1, 2016 SCALE: NOTED
	TOWN OF LUDLOW VT ROUTE 100 (MINOR ARTERIAL) BRIDGE NO.: 99 PROJECT NO.: STP DECK(39)	CHKD: A.S. DFTM: B.L. JOB NO: 23499-016
	PRECAST DECK SLAB REINFORCING DETAILS	DWG. NO: S5