

BEGIN BRIDGE (ABUT. 2)

☐ BRG. ABUT 2
(EXP.)

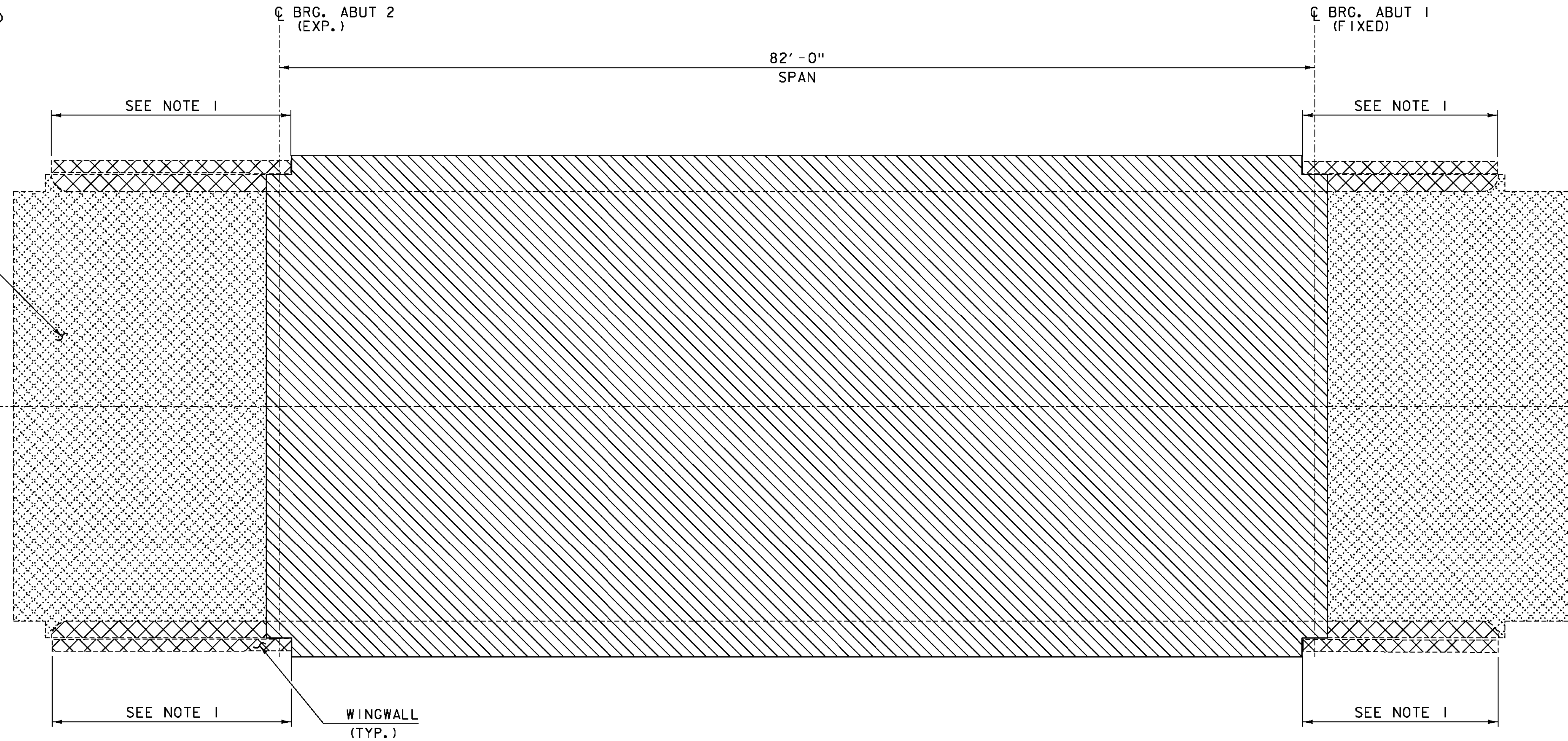
☐ BRG. ABUT 1
(FIXED)

82'-0"
SPAN

SEE NOTE 1

SEE NOTE 1




AT-GRADE
APPROACH
SLAB (TYP.)



APPROACH SLAB REPLACED
@ ABUT. 1 END ONLY.
NEW 15' APPROACH SLAB

BITUMINOUS CONCRETE/ CONCRETE REMOVAL PLAN

SCALE: 3/16" = 1'-0"

-  REMOVE BIT. CONC. PAVEMENT TO TOP OF AT-GRADE APPROACH SLABS (PAID FOR UNDER ITEM 529.10). SEE PROJECT NOTE 15 ON SHEET 3. REMOVE BARRIER MEMBRANE (PAID FOR UNDER ITEM 580.16), IF APPLICABLE. SEE PROJECT NOTE 17 ON SHEET 3.
-  REMOVE CONCRETE BRIDGE DECK (PAID FOR UNDER ITEM 529.20). SEE PROJECT NOTE 18 ON SHEET 3.
-  REMOVE CONCRETE APPROACH SLAB CURB AND TOPS OF WINGWALLS (PAID FOR UNDER ITEM 529.25). SEE PROJECT NOTES 18 AND 19 ON SHEET 3.

NOTES:

1. REMOVE BRIDGE RAIL (PAID FOR UNDER ITEM 529.20).
2. SEE DECK REMOVAL AND RELATED ITEMS NOTES AND PAVEMENT REMOVAL ON APPROACH SLABS NOTES ON SHEET 3.

CLD 15-0223 MODEL: Sheet17



PROJECT NAME: LUDLOW
PROJECT NUMBER: STP DECK(39)

FILE NAME: z15bi09typ-99.dgn PLOT DATE: 8/3/2016
PROJECT LEADER: J. BYATT DRAWN BY: M. SMITH
DESIGNED BY: S. BEAUMONT CHECKED BY: N. CARON
BITUMINOUS CONCRETE REMOVAL PLAN SHEET SHEET 27 OF 42