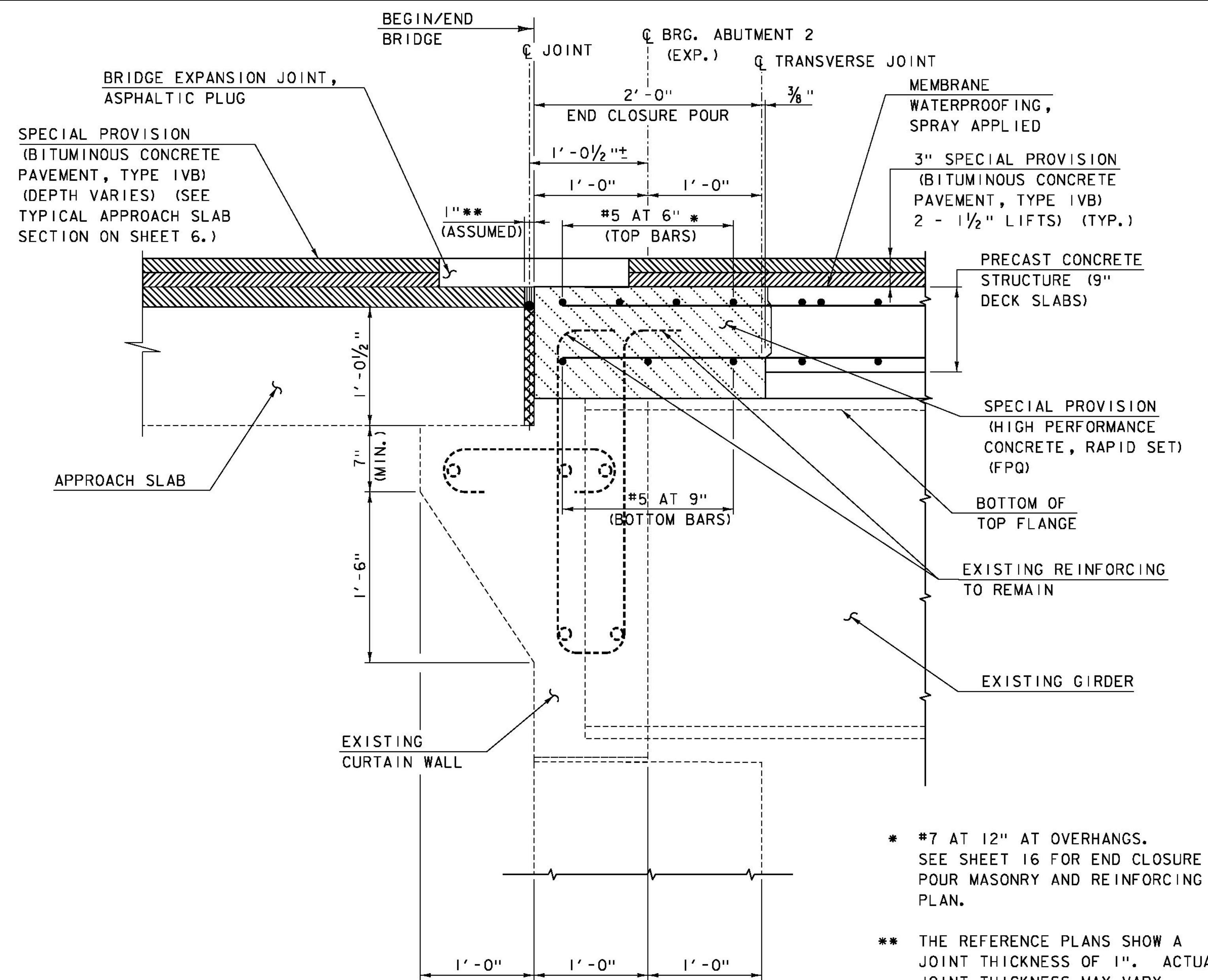


DECK REMOVAL DETAIL AT ABUTMENT 2

SCALE: 1 1/2" = 1'-0"




NOTE: ABUTMENT 2 REMOVAL AND ASPHALTIC PLUG JOINT DETAILS SHOWN. ABUTMENT 1 REMOVAL AND SAWED PAVEMENT JOINT DETAILS SIMILAR.



JOINT DETAIL AT ABUTMENT 2

SCALE: 1 1/2" = 1'-0"

* #7 AT 12" AT OVERHANGS. SEE SHEET 16 FOR END CLOSURE POUR MASONRY AND REINFORCING PLAN.
 ** THE REFERENCE PLANS SHOW A JOINT THICKNESS OF 1". ACTUAL JOINT THICKNESS MAY VARY.

-  REMOVAL OF BRIDGE PAVEMENT
-  PARTIAL REMOVAL OF STRUCTURE
-  SPECIAL PROVISION (HIGH PERFORMANCE CONCRETE, RAPID SET) (FPQ)

PROJECT NAME: LUDLOW
 PROJECT NUMBER: STP DECK(39)

FILE NAME: z15bi09typ-99.dgn
 PROJECT LEADER: J. BYATT
 DESIGNED BY: S. BEAUMONT
 JOINT DETAILS SHEET 1

PLOT DATE: 8/3/2016
 DRAWN BY: M. SMITH
 CHECKED BY: A. GIRALDI
 SHEET 21 OF 42

