

MILLED RUMBLE STRIPS  
STA. B 85+50 - STA. B 90+75 CTR

STEEL BEAM GUARDRAIL, GALVANIZED  
STA. B 86+04.5 - STA. B 86+42 LT

ANCHOR FOR STEEL BEAM GUARDRAIL  
AS SHOWN - 1  
(SEE STD G1-D) **B 86+42 LT**

REMOVE AND RESET GUARDRAIL  
STA. B 85+50 - STA. B 86+04.5 LT

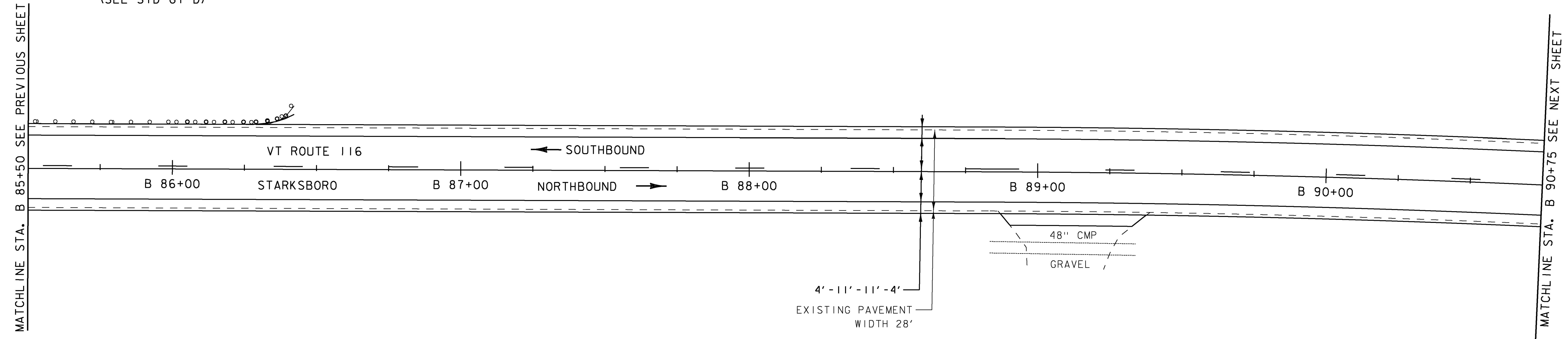
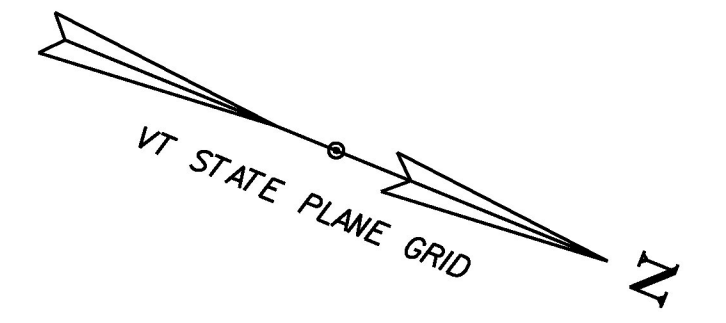
REPLACE GUARDRAIL POST ASSEMBLY  
SEE ITEM DETAIL SHEETS

REPLACE GUARDRAIL BEAM UNIT  
SEE ITEM DETAIL SHEETS

REMOVAL AND DISPOSAL OF GUARDRAIL  
STA. B 86+04.5 - STA. B 86+42 LT

DURABLE 4 INCH WHITE LINE, (SEE OPTION ITEMS) &  
TEMPORARY 4 INCH WHITE LINE, PAINT  
(ALL LINES WILL INCLUDE EDGE LINE BREAKS AND  
RADI FOR SIDE ROADS)  
STA. B 85+50 - STA. B 90+75 (SOLID LT & RT)

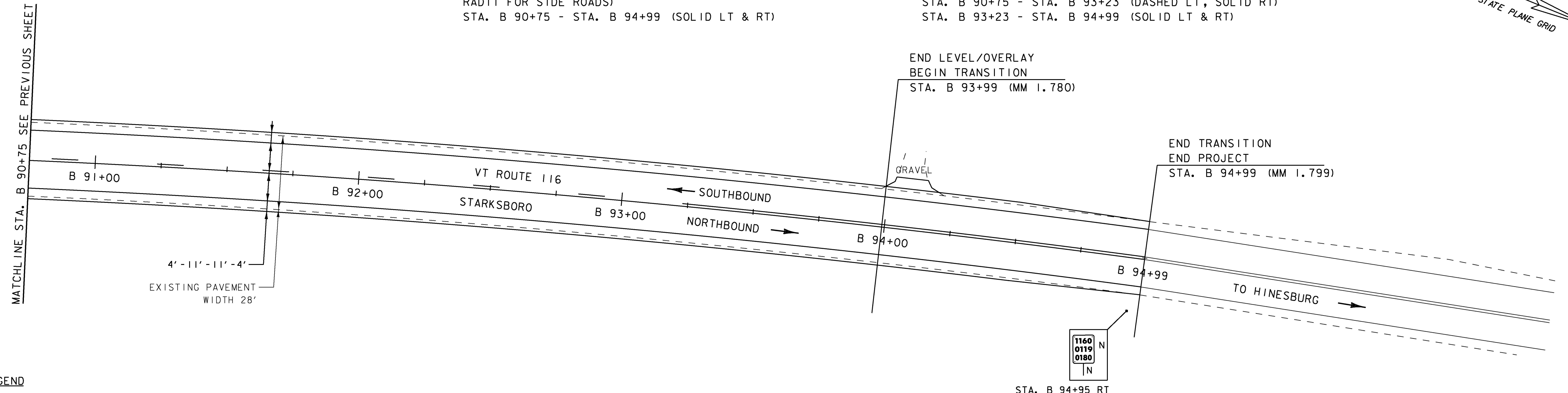
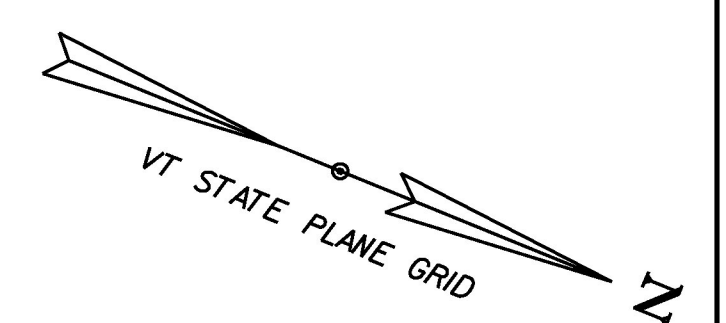
DURABLE 4 INCH YELLOW LINE, (SEE OPTION ITEMS) &  
TEMPORARY 4 INCH YELLOW LINE, PAINT  
(ALL LINES WILL INCLUDE CENTERLINE BREAKS FOR SIDE ROADS)  
STA. B 85+50 - STA. B 90+75 (DASHED LT, SOLID RT)



MILLED RUMBLE STRIPS  
STA. B 90+75 - STA. B 94+99 CTR

DURABLE 4 INCH WHITE LINE, (SEE OPTION ITEMS) &  
TEMPORARY 4 INCH WHITE LINE, PAINT  
(ALL LINES WILL INCLUDE EDGE LINE BREAKS AND  
RADI FOR SIDE ROADS)  
STA. B 90+75 - STA. B 94+99 (SOLID LT & RT)

DURABLE 4 INCH YELLOW LINE, (SEE OPTION ITEMS) &  
TEMPORARY 4 INCH YELLOW LINE, PAINT  
(ALL LINES WILL INCLUDE CENTERLINE BREAKS FOR SIDE ROADS)  
STA. B 90+75 - STA. B 93+23 (DASHED LT, SOLID RT)  
STA. B 93+23 - STA. B 94+99 (SOLID LT & RT)



**SIGN LEGEND**  
R = REMOVE  
R&S = REMOVE AND SALVAGE  
RET = RETAIN  
S = SALVAGED  
N = NEW  
B-B = BACK TO BACK  
- - = EXISTING  
— = NEW



PROJECT NAME: MIDDLEBURY-STARKSBORO	PLOT DATE: 5/4/2017
PROJECT NUMBER: STP 2953(I)	DRAWN BY: J. GOODALL
FILE NAME: z14V227bdr.dgn	CHECKED BY: C.LATHROP
DESIGNED BY: J. GOODALL	SHEET 124 OF 186
PLAN SHEET 98	