

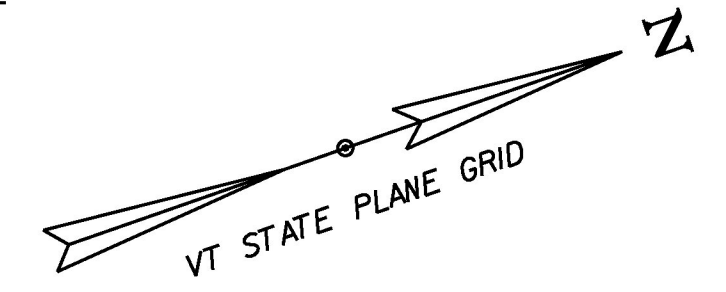
MILLED RUMBLE STRIPS
STA. B 18+25 - STA. B 23+75 CTR

DURABLE 4 INCH WHITE LINE, (SEE OPTION ITEMS) &
TEMPORARY 4 INCH WHITE LINE, PAINT
(ALL LINES WILL INCLUDE EDGE LINE BREAKS AND
RADI I FOR SIDE ROADS)
STA. B 18+25 - STA. B 23+75 (SOLID LT & RT)

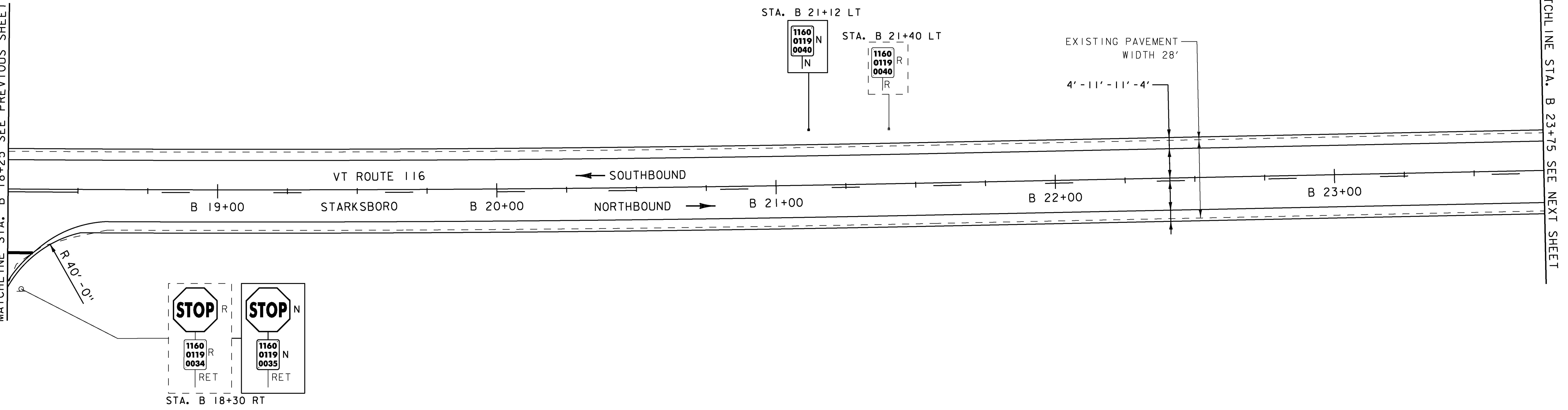
DURABLE 4 INCH YELLOW LINE, (SEE OPTION ITEMS) &
TEMPORARY 4 INCH YELLOW LINE, PAINT
(ALL LINES WILL INCLUDE CENTERLINE BREAKS FOR SIDE ROADS)
STA. B 18+25 - STA. B 18+48 (SOLID LT & RT)
STA. B 18+48 - STA. B 23+75 (SOLID LT, DASHED RT)

DURABLE 24 INCH STOP BAR, (SEE OPTION ITEMS) &
TEMPORARY 24 INCH STOP BAR, PAINT
STA. B 18+25 - STA. B 18+34 RT

REMOVING SIGNS
AS SHOWN - 3



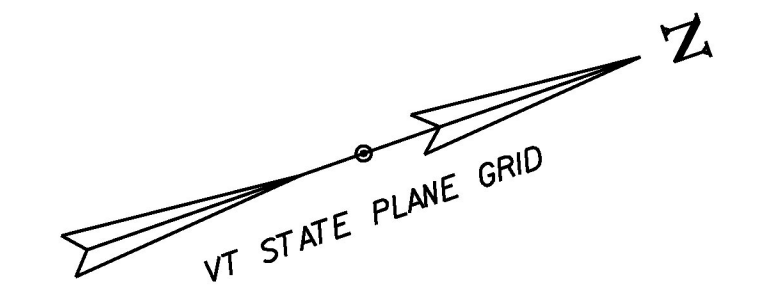
MATCHLINE STA. B 18+25 SEE PREVIOUS SHEET



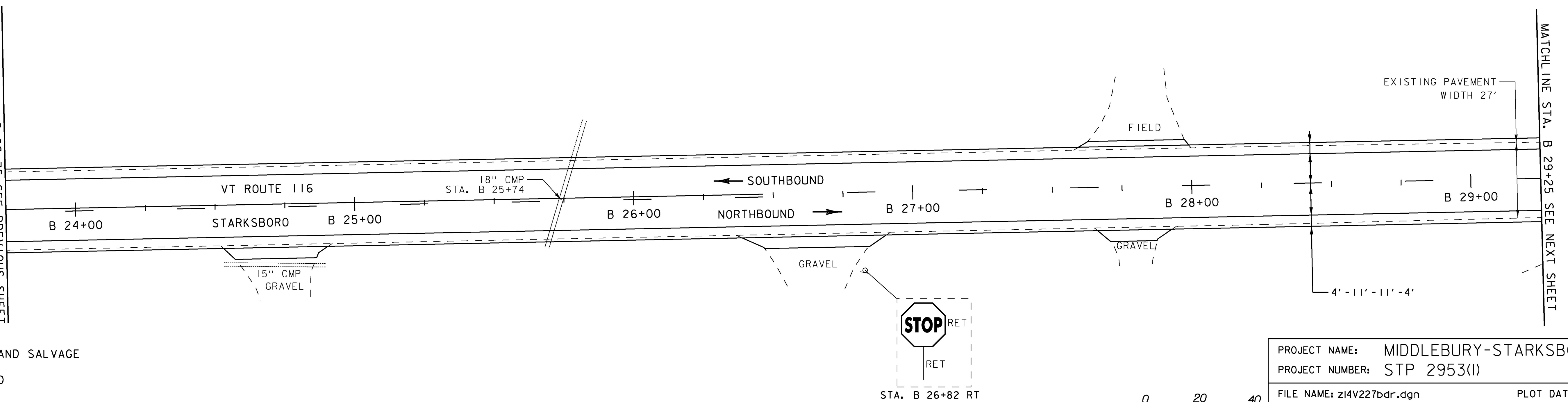
MATCHLINE STA. B 23+75 SEE NEXT SHEET

DURABLE 4 INCH WHITE LINE, (SEE OPTION ITEMS) &
TEMPORARY 4 INCH WHITE LINE, PAINT
(ALL LINES WILL INCLUDE EDGE LINE BREAKS AND
RADI I FOR SIDE ROADS)
STA. B 23+75 - STA. B 29+25 (SOLID LT & RT)

DURABLE 4 INCH YELLOW LINE, (SEE OPTION ITEMS) &
TEMPORARY 4 INCH YELLOW LINE, PAINT
(ALL LINES WILL INCLUDE CENTERLINE BREAKS FOR SIDE ROADS)
STA. B 23+75 - STA. B 26+40 (SOLID LT, DASHED RT)
STA. B 26+40 - STA. B 29+25 (DASHED CTR)

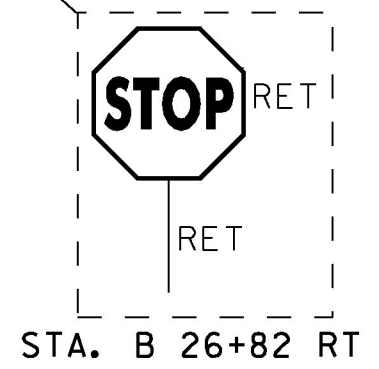


MATCHLINE STA. B 23+75 SEE PREVIOUS SHEET



MATCHLINE STA. B 29+25 SEE NEXT SHEET

SIGN LEGEND
R = REMOVE
R&S = REMOVE AND SALVAGE
RET = RETAIN
S = SALVAGED
N = NEW
B-B = BACK TO BACK
- - = EXISTING
— = NEW



PROJECT NAME: MIDDLEBURY-STARKSBORO	PLOT DATE: 5/4/2017
PROJECT NUMBER: STP 2953(I)	DRAWN BY: J. GOODALL
FILE NAME: z14V227bdr.dgn	CHECKED BY: C.LATHROP
DESIGNED BY: J. GOODALL	SHEET 118 OF 186
PLAN SHEET 92	