

MILLED RUMBLE STRIPS
STA. A 642+75 - STA. B 1+50 CTR

STEEL BEAM GUARDRAIL, GALVANIZED
STA. A 646+97 - STA. A 647+01 LT
STA. B 0+00 - STA. B 0+33.5 LT

ANCHOR FOR STEEL BEAM GUARDRAIL
AS SHOWN - 1 A 646+97 LT
(SEE STD G1-D)

REMOVE AND RESET GUARDRAIL
STA. B 0+33.5 - STA. B 1+50 LT

REPLACE GUARDRAIL POST ASSEMBLY
SEE ITEM DETAIL SHEETS

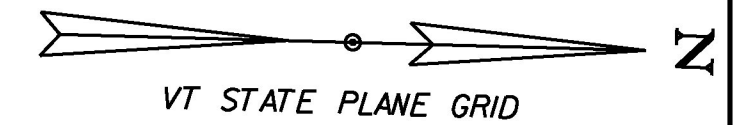
REPLACE GUARDRAIL BEAM UNIT
SEE ITEM DETAIL SHEETS

REMOVAL AND DISPOSAL OF GUARDRAIL
STA. A 646+97 - STA. A 647+01 LT
STA. B 0+00 - STA. B 0+33.5 LT

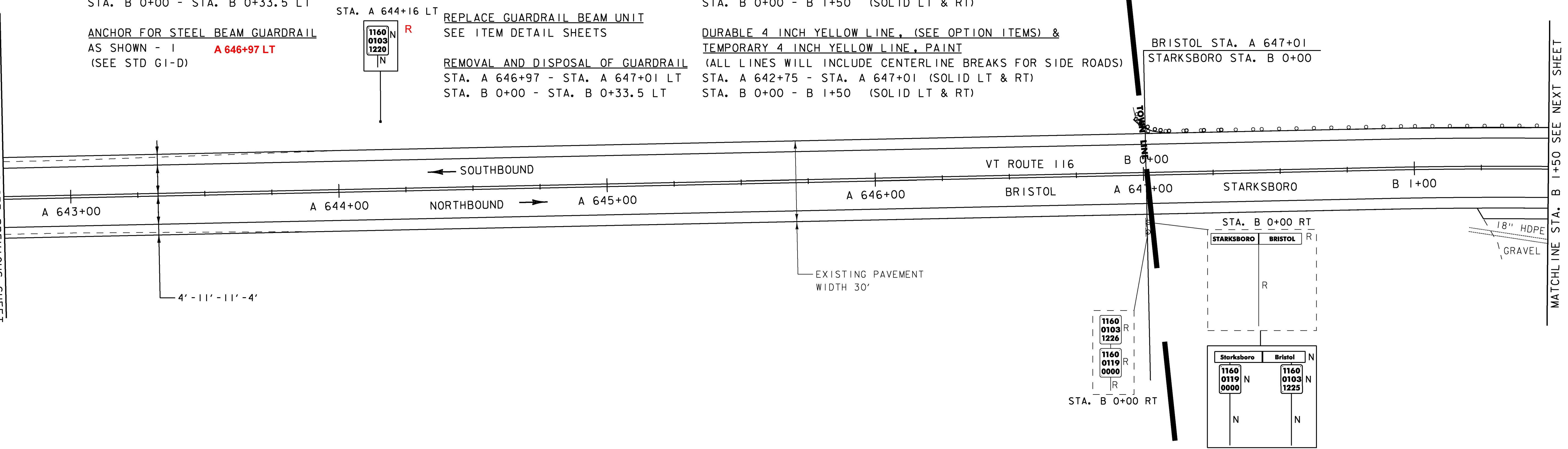
DURABLE 4 INCH WHITE LINE, (SEE OPTION ITEMS) &
TEMPORARY 4 INCH WHITE LINE, PAINT
(ALL LINES WILL INCLUDE EDGE LINE BREAKS AND
RADI I FOR SIDE ROADS)
STA. A 642+75 - STA. A 647+01 (SOLID LT & RT)
STA. B 0+00 - B 1+50 (SOLID LT & RT)

DURABLE 4 INCH YELLOW LINE, (SEE OPTION ITEMS) &
TEMPORARY 4 INCH YELLOW LINE, PAINT
(ALL LINES WILL INCLUDE CENTERLINE BREAKS FOR SIDE ROADS)
STA. A 642+75 - STA. A 647+01 (SOLID LT & RT)
STA. B 0+00 - B 1+50 (SOLID LT & RT)

REMOVING SIGNS
AS SHOWN - 3



MATCHLINE STA. A 642+75 SEE PREVIOUS SHEET



MILLED RUMBLE STRIPS
STA. B 1+50 - STA. B 6+75 CTR

STEEL BEAM GUARDRAIL, GALVANIZED
STA. B 6+61.5 - STA. B 6+75 LT

REMOVE AND RESET GUARDRAIL
STA. B 1+50 - STA. B 6+61.5 LT

REPLACE GUARDRAIL POST ASSEMBLY
SEE ITEM DETAIL SHEETS

REPLACE GUARDRAIL BEAM UNIT
SEE ITEM DETAIL SHEETS

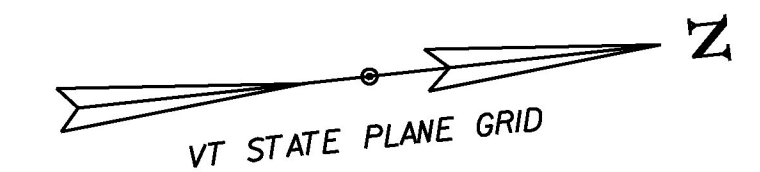
REMOVAL AND DISPOSAL OF GUARDRAIL
STA. B 6+61.5 - STA. B 6+75/LT

DURABLE 4 INCH WHITE LINE, (SEE OPTION ITEMS) &
TEMPORARY 4 INCH WHITE LINE, PAINT
(ALL LINES WILL INCLUDE EDGE LINE BREAKS AND
RADI I FOR SIDE ROADS)
STA. B 1+50 - STA. B 6+75 (SOLID LT & RT)

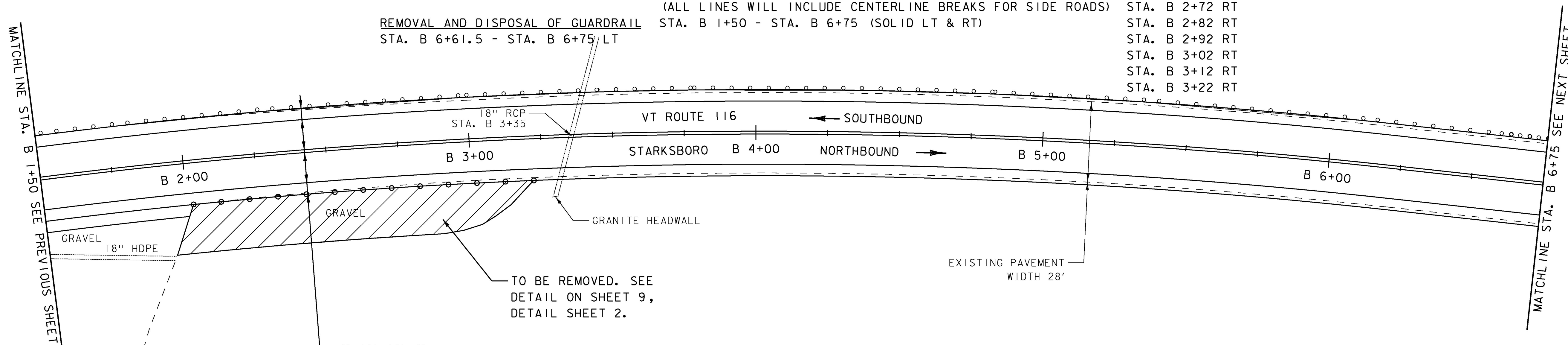
DURABLE 4 INCH YELLOW LINE, (SEE OPTION ITEMS) &
TEMPORARY 4 INCH YELLOW LINE, PAINT
(ALL LINES WILL INCLUDE CENTERLINE BREAKS FOR SIDE ROADS)
STA. B 1+50 - STA. B 6+75 (SOLID LT & RT)

DELINEATOR WITH STEEL POST

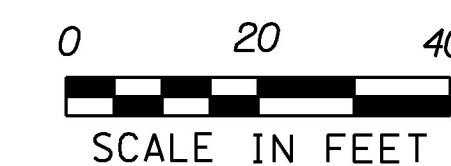
- STA. B 2+02 RT
- STA. B 2+12 RT
- STA. B 2+22 RT
- STA. B 2+32 RT
- STA. B 2+42 RT
- STA. B 2+52 RT
- STA. B 2+62 RT
- STA. B 2+72 RT
- STA. B 2+82 RT
- STA. B 2+92 RT
- STA. B 3+02 RT
- STA. B 3+12 RT
- STA. B 3+22 RT



MATCHLINE STA. B 1+50 SEE PREVIOUS SHEET



SIGN LEGEND
R = REMOVE
R&S = REMOVE AND SALVAGE
RET = RETAIN
S = SALVAGED
N = NEW
B-B = BACK TO BACK
- - = EXISTING
— = NEW



PROJECT NAME: MIDDLEBURY-STARKSBORO
PROJECT NUMBER: STP 2953(1)

FILE NAME: z14V227bdr.dgn
PROJECT LEADER: C.LATHROP
DESIGNED BY: J. GOODALL
PLAN SHEET 90

PLOT DATE: 5/4/2017
DRAWN BY: J. GOODALL
CHECKED BY: C.LATHROP
SHEET 116 OF 186