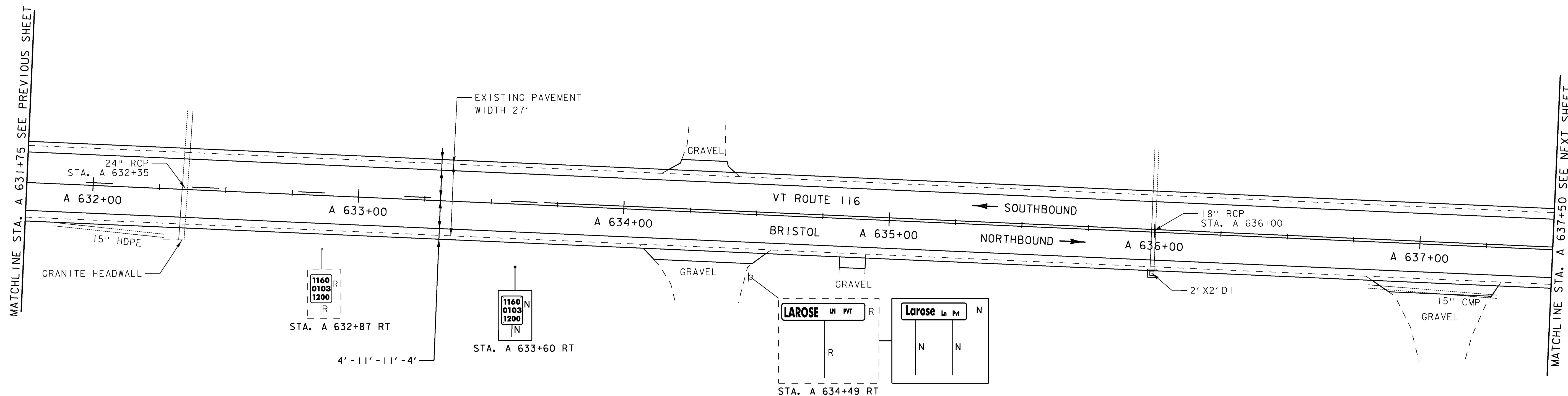
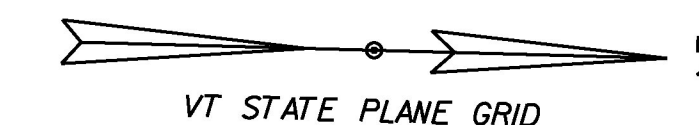


MILLED RUMBLE STRIPS  
STA. A 636+75 - STA. A 637+50 CTR

DURABLE 4 INCH WHITE LINE, (SEE OPTION ITEMS) &  
TEMPORARY 4 INCH WHITE LINE, PAINT  
(ALL LINES WILL INCLUDE EDGE LINE BREAKS AND  
RADI1 FOR SIDE ROADS)  
STA. A 631+75 - STA. A 637+50 (SOLID LT & RT)

DURABLE 4 INCH YELLOW LINE, (SEE OPTION ITEMS) &  
TEMPORARY 4 INCH YELLOW LINE, PAINT  
(ALL LINES WILL INCLUDE CENTERLINE BREAKS FOR SIDE ROADS)  
STA. A 631+75 - STA. A 633+70 (DASHED LT, SOLID RT)  
STA. A 633+70 - STA. A 637+50 (SOLID LT & RT)

REMOVING SIGNS  
AS SHOWN - 2

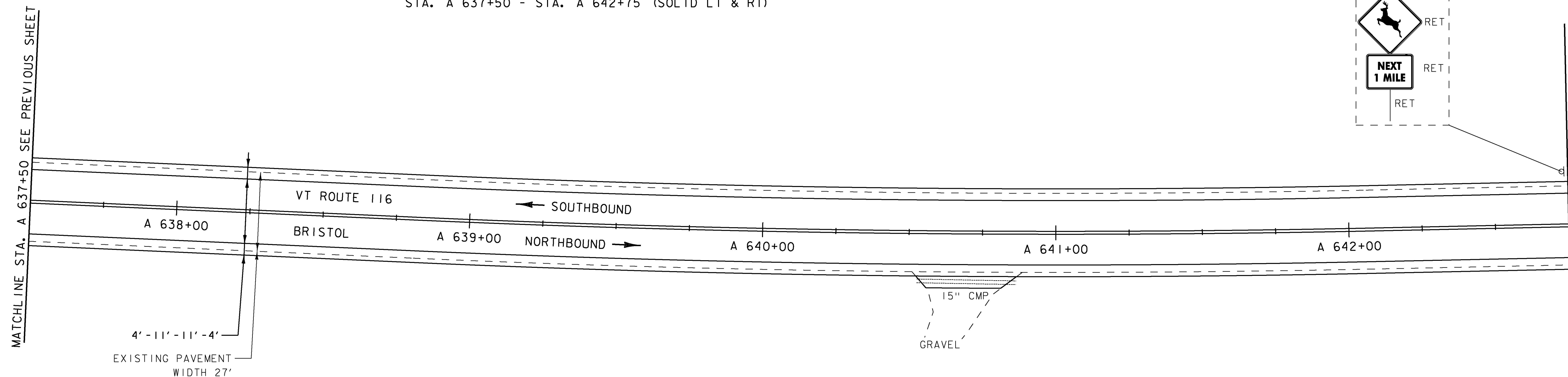


MILLED RUMBLE STRIPS  
STA. A 637+50 - STA. A 642+75 CTR

DURABLE 4 INCH WHITE LINE, (SEE OPTION ITEMS) &  
TEMPORARY 4 INCH WHITE LINE, PAINT  
(ALL LINES WILL INCLUDE EDGE LINE BREAKS AND  
RADI1 FOR SIDE ROADS)  
STA. A 637+50 - STA. A 642+75 (SOLID LT & RT)

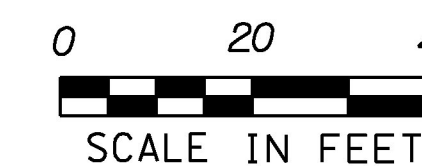
DURABLE 4 INCH YELLOW LINE, (SEE OPTION ITEMS) &  
TEMPORARY 4 INCH YELLOW LINE, PAINT  
(ALL LINES WILL INCLUDE CENTERLINE BREAKS FOR SIDE ROADS)  
STA. A 637+50 - STA. A 642+75 (SOLID LT & RT)

STA. A 642+73 LT



**SIGN LEGEND**

- R = REMOVE
- R&S = REMOVE AND SALVAGE
- RET = RETAIN
- S = SALVAGED
- N = NEW
- B-B = BACK TO BACK
- - = EXISTING
- = NEW



PROJECT NAME: MIDDLEBURY-STARKSBORO  
PROJECT NUMBER: STP 2953(I)

FILE NAME: z14V227bdr.dgn  
PROJECT LEADER: C.LATHROP  
DESIGNED BY: J. GOODALL  
PLAN SHEET 89

PLOT DATE: 5/4/2017  
DRAWN BY: J. GOODALL  
CHECKED BY: C.LATHROP  
SHEET 115 OF 186