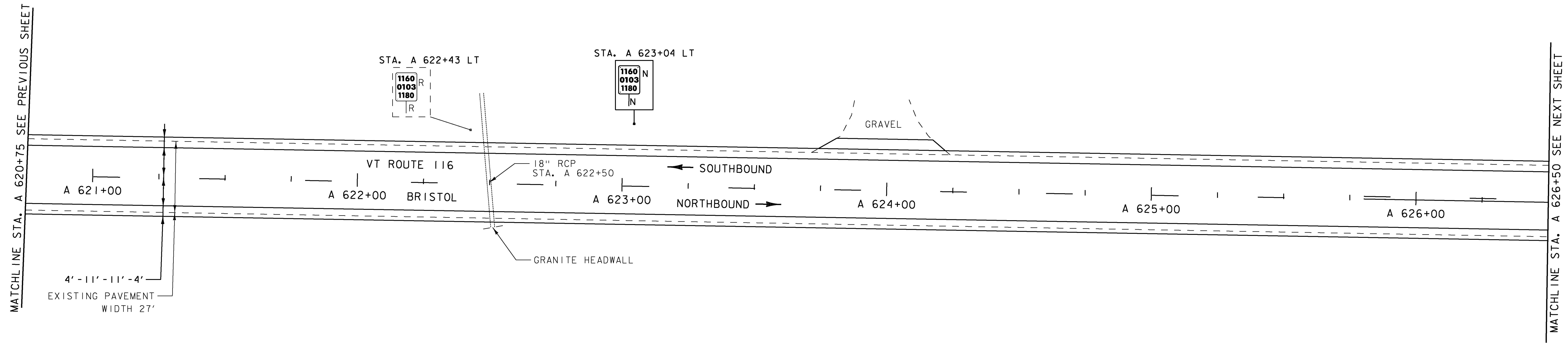
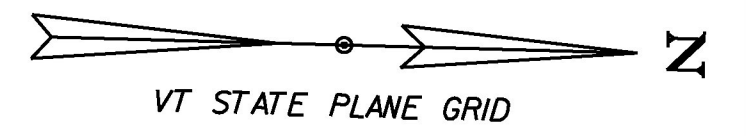


MILLED RUMBLE STRIPS
STA. A 620+75 - STA. A 626+50 CTR

DURABLE 4 INCH WHITE LINE, (SEE OPTION ITEMS) &
TEMPORARY 4 INCH WHITE LINE, PAINT
(ALL LINES WILL INCLUDE EDGE LINE BREAKS AND
RADI FOR SIDE ROADS)
STA. A 620+75 - STA. A 626+50 (SOLID LT & RT)

DURABLE 4 INCH YELLOW LINE, (SEE OPTION ITEMS) &
TEMPORARY 4 INCH YELLOW LINE, PAINT
(ALL LINES WILL INCLUDE CENTERLINE BREAKS FOR SIDE ROADS)
STA. A 620+75 - STA. A 625+85 (DASHED CTR)
STA. A 625+85 - STA. A 626+50 (DASHED LT, SOLID RT)

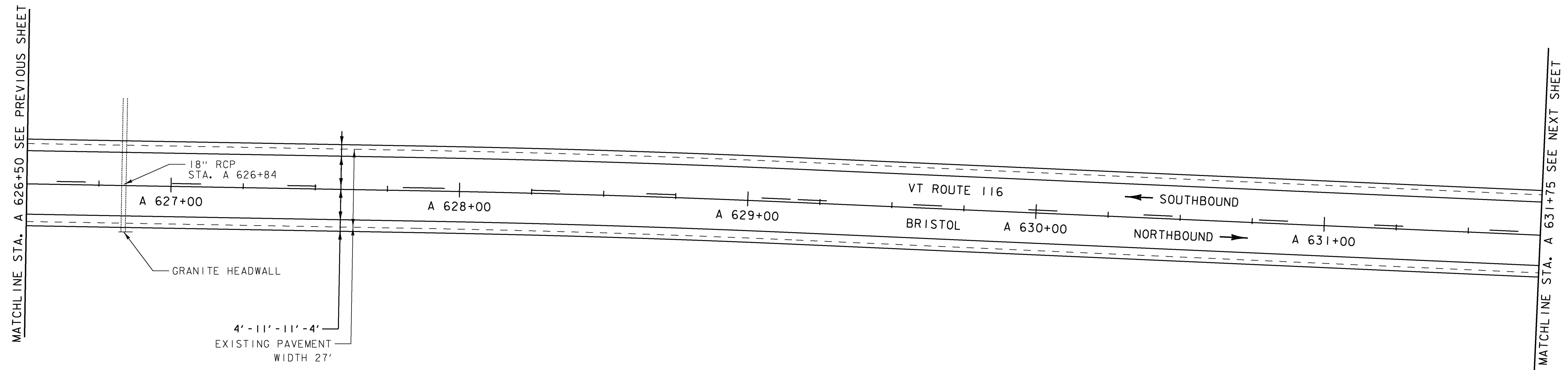
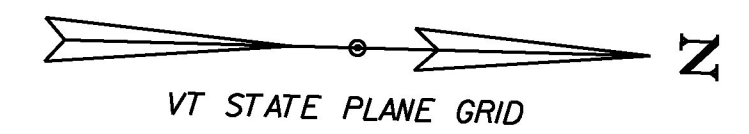
REMOVING SIGNS
AS SHOWN - 1



MILLED RUMBLE STRIPS
STA. A 626+50 - STA. A 630+25 CTR

DURABLE 4 INCH WHITE LINE, (SEE OPTION ITEMS) &
TEMPORARY 4 INCH WHITE LINE, PAINT
(ALL LINES WILL INCLUDE EDGE LINE BREAKS AND
RADI FOR SIDE ROADS)
STA. A 626+50 - STA. A 631+75 (SOLID LT & RT)

DURABLE 4 INCH YELLOW LINE, (SEE OPTION ITEMS) &
TEMPORARY 4 INCH YELLOW LINE, PAINT
(ALL LINES WILL INCLUDE CENTERLINE BREAKS FOR SIDE ROADS)
STA. A 626+50 - STA. A 631+75 (DASHED LT, SOLID RT)



SIGN LEGEND
R = REMOVE
R&S = REMOVE AND SALVAGE
RET = RETAIN
S = SALVAGED
N = NEW
B-B = BACK TO BACK
- - = EXISTING
— = NEW



PROJECT NAME: MIDDLEBURY-STARKSBORO
PROJECT NUMBER: STP 2953(1)

FILE NAME: z14V227bdr.dgn
PROJECT LEADER: C.LATHROP
DESIGNED BY: J.GOODALL
PLAN SHEET 88

PLOT DATE: 5/4/2017
DRAWN BY: J.GOODALL
CHECKED BY: C.LATHROP
SHEET 114 OF 186