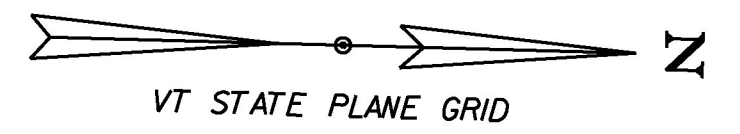


MILLED RUMBLE STRIPS
STA. A 611+50 - STA. A 615+50 CTR

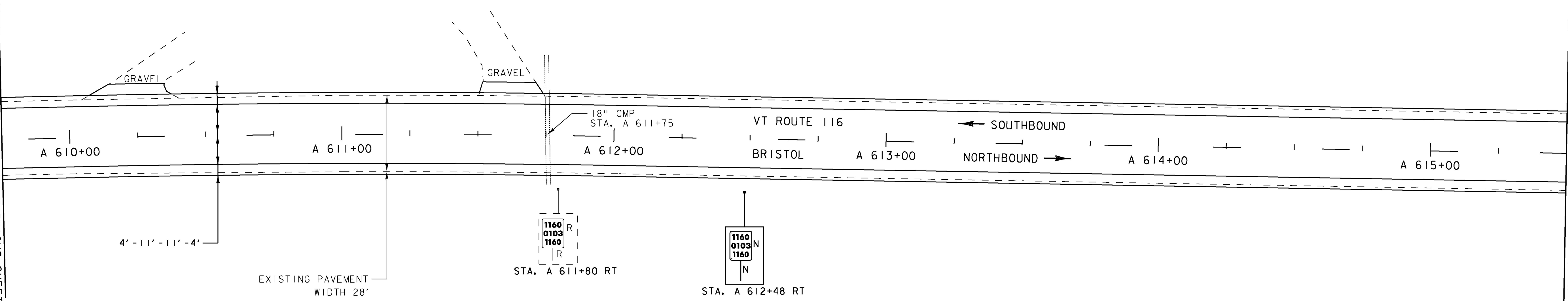
DURABLE 4 INCH WHITE LINE, (SEE OPTION ITEMS) &
TEMPORARY 4 INCH WHITE LINE, PAINT
(ALL LINES WILL INCLUDE EDGE LINE BREAKS AND
RADI I FOR SIDE ROADS)
STA. A 609+75 - STA. A 615+50 (SOLID LT & RT)

DURABLE 4 INCH YELLOW LINE, (SEE OPTION ITEMS) &
TEMPORARY 4 INCH YELLOW LINE, PAINT
(ALL LINES WILL INCLUDE CENTERLINE BREAKS FOR SIDE ROADS)
STA. A 609+75 - STA. A 615+50 (DASHED CTR)

REMOVING SIGNS
AS SHOWN - 1



MATCHLINE STA. A 609+75 SEE PREVIOUS SHEET



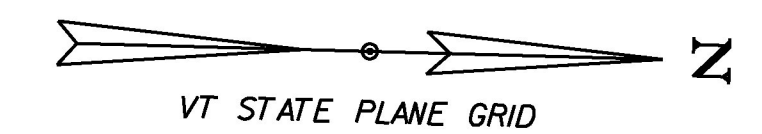
MATCHLINE STA. A 615+50 SEE NEXT SHEET

MILLED RUMBLE STRIPS
STA. A 615+50 - STA. A 616+75 CTR
STA. A 618+75 - STA. A 620+75 CTR

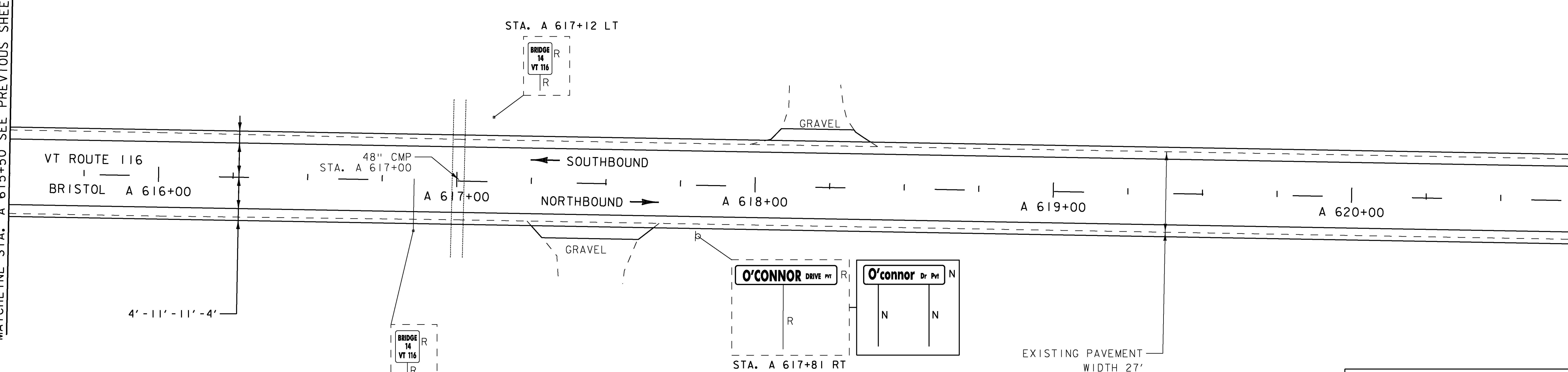
DURABLE 4 INCH WHITE LINE, (SEE OPTION ITEMS) &
TEMPORARY 4 INCH WHITE LINE, PAINT
(ALL LINES WILL INCLUDE EDGE LINE BREAKS AND
RADI I FOR SIDE ROADS)
STA. A 615+50 - STA. A 620+75 (SOLID LT & RT)

DURABLE 4 INCH YELLOW LINE, (SEE OPTION ITEMS) &
TEMPORARY 4 INCH YELLOW LINE, PAINT
(ALL LINES WILL INCLUDE CENTERLINE BREAKS FOR SIDE ROADS)
STA. A 615+50 - STA. A 620+75 (DASHED CTR)

REMOVING SIGNS
AS SHOWN - 3

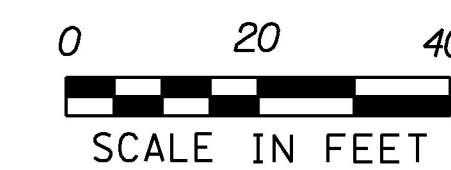


MATCHLINE STA. A 615+50 SEE PREVIOUS SHEET



MATCHLINE STA. A 620+75 SEE NEXT SHEET

SIGN LEGEND
R = REMOVE
R&S = REMOVE AND SALVAGE
RET = RETAIN
S = SALVAGED
N = NEW
B-B = BACK TO BACK
- - = EXISTING
— = NEW



PROJECT NAME: MIDDLEBURY-STARKSBORO
PROJECT NUMBER: STP 2953(I)

FILE NAME: z14V227bdr.dgn
PROJECT LEADER: C.LATHROP
DESIGNED BY: J. GOODALL
PLAN SHEET 87

PLOT DATE: 5/4/2017
DRAWN BY: J. GOODALL
CHECKED BY: C.LATHROP
SHEET 113 OF 186